


Weekly Overview for Online learning Year 3 - 04.01.21 - 08.01.21




<p>Ongoing Practice</p>	<p>Reading Eggs</p> <p>Spend approx 20-30 minutes a day on Doodle.</p> <p>Doodle English - complete daily tasks and stay in the green https://students.doodleenglish.com/</p> <p>Doodle Math - complete daily tasks and stay in the green. https://students.doodlemaths.com/</p> <p>Doodle Spell - complete daily tasks and stay in green. https://students.doodleenglish.com/spell</p> <p>Times tables Rockstars - a little practice every day</p> <p><i>Parents, did you know that you can download Google Classroom on your Smart Phone? Log in with the .313 details. If your child is asked to upload a photo as evidence for their work, then if it's easier for you, you can upload it via 'Classwork' - (selecting the correct document) and paste it into there. Hope that helps.</i></p>	
<p>Maths</p>	<p>Parents/Carers, please note the Maths lessons will be uploaded onto Google Classroom each day under <u>Maths</u></p>	
	<p>Monday- LI: We are learning to explore our 3 times-table.</p>	<p>Input Explain everything video input with opportunities for the children to answer questions. There is a powerpoint to support this.</p> <p>Task 2 differentiated worksheets to be provided using forms.</p>
	<p>Tuesday- LI: We are learning to recognise our 4 times-table.</p>	<p>Input Explain everything video input with opportunities for the children to answer questions. There is a powerpoint to support this.</p> <p>Task 2 differentiated worksheets to be provided using forms.</p>
	<p>Wednesday- LI: We are learning to divide using our 4 times-table.</p>	<p>Input Explain everything video input with opportunities for the children to answer questions. There is a powerpoint to support this.</p>

		<p>Task 2 differentiated worksheets to be provided using forms.</p>
	<p>Thursday- LI: We are learning to explore our 4 times-table looking at multiplication and division.</p>	<p>Input Explain everything video input with opportunities for the children to answer questions. There is a powerpoint to support this.</p> <p>Task 2 differentiated worksheets to be provided using forms.</p>
	<p>Friday- LI: We are learning to recall multiplication and division facts.</p>	<p>Go on to Mymaths and complete the lesson and task that has been set.</p> <div style="background-color: #e0f2f1; padding: 5px; border: 1px solid #ccc;"> <p>Y3 4 times tables</p> <p>Practise your 4 times tables. See how speedy you can be.</p> </div>
English	<p>Parents/Carers, please note the English lessons will be uploaded onto Google Classroom each day under <u>English</u>.</p> <p>Most lessons will include a GPS 3 in 3 - which is a Grammar Punctuation and Spelling starter exercise to uplevel children's GPS skills. These GPS tasks can be done on paper. We may also include a Reading 3 in 3, which will stimulate their reading skills. Your child may be asked to complete these on paper and take a photo, or may have to complete the task on Google. Please ensure you/your child reads the task set, and the instructions as they are vital in ensuring your child completes them correctly.</p>	
	<p>Monday - LI - We are creating predictions about a book.</p>	<p>Input You will be introduced to our new book this term - Dirty Beasts. This lesson is about predictions and what you think the book is about. Remember to write in full sentences using capital letters and full stops.</p> <p>Task - complete the crystal ball sheet you should know which one to select - (scaffolded or non scaffolded)</p>
	<p>Tuesday - LI - We are identifying how we can use ambitious vocabulary in our writing.</p>	<p>Input - Watch a few Youtube videos on different animals - these will be on the classwork task</p> <p>Links will be on the task in Google Classroom.</p> <p>Task - You will write a description whilst watching the video about an animal from the jungle. You will have a choice from the pictures on the PowerPoint. Jot your ideas on paper and</p>

		<p>write some ambitious sentences to describe the animal.</p> <p>Type your sentences up onto Google Docs and hand in your work.</p>
	<p>Wednesday - LI - We are identifying rhyme within the poem 'The Tummy Beast'</p>	<p>Input - You will need to open the PowerPoint and learn what <u>rhyme</u> is. You will also learn why words have the same sound. You will read half of the poem 'Tummy Beast'</p> <p>Task - Open the poem sheet and underline the words that rhyme.</p>
	<p>Thursday - LI - We are retrieving comprehension answers from the poem 'The Tummy Beast' (2b)</p>	<p>Input - We are going to listen to the first part of the poem.</p> <p>Video link will be provided in the lesson on Google Classroom</p> <p>You will need to think about:</p> <ol style="list-style-type: none"> 1. How is the poem read? How does the reader make it sound? 2. Is there anything you have noticed about how the reader is reading? 3. Is there anything you have liked or disliked about the poem? <p>Task - Answer questions on Google Docs related to the poem</p>
	<p>Friday - LI - We are recapping what we learnt before Christmas and reinforcing our learning on alliteration.</p>	<p>Input - Go through the PowerPoint on alliteration</p> <p>Task - complete the Google Quiz on alliteration</p>
<p>Reading - Bug Club</p>	<p><u>LI: To read and respond to comprehension questions</u></p> <p>This week you will be allocated a book for your colour band to read and answer questions on a book in Bug Club.</p> <p>You will need to log in and read the book as usual, answering the bug questions and then answer the questions given on Google Docs. Once you have completed this, you will need to work on the longer writing task.</p> <p>The standard of this work will need to be the same as what you produce in school in your purple task books.</p>	<p>Log in to Bug Club and find the books below (they should already be allocated - remember your colour band)</p> <ol style="list-style-type: none"> 1. Read the book 2. On google docs answer the questions - giving evidence from the book to support your answer. 3. Complete the written task underneath your questions. 4. Return the completed task. <p>Blue Level- Sam sees all</p> 


Green Level - **Best Friends**




Orange Level - **Goldilocks and the Big Mess**



Turquoise Level - **Goldilocks and the Porridge Problem.**







Purple Level - **Stop that Dog!**



Gold Level - **Cloudy with a chance of meatballs, Flint the inventor**



White Level - **All At Sea**

		 <p>Lime Level - <i>A Volcano Wakes Up</i></p>  <p>Brown level- <i>How Do Lobsters Stay Young?</i></p>  <p>Grey Level -<i>Dinkin Dings and the Frightening Things</i></p> 
<p>Science</p>	<p><i>LI - We are identifying what we already know about Light and Shadows (this will be uploaded on Wednesday morning)</i></p>	<p>Input - This half term we will be learning about Light and Shadows. So like we usually do in class, we complete a prior knowledge quiz and a defining frame.</p> <p>Task 1 - Complete the quiz. It's a bit like a cold task. Please complete this quiz by yourself, as it will really help your teachers know how they can help you further.</p> <p>Task 2 - Complete the defining frame, sharing your ideas and facts on Light and Shadows. Also share what you would like to know further about Light and Shadows. Remember to submit your work. .</p>

<p>PSHCE/RE</p>	<p>Dream and goals LI: We are learning to explore our dreams and goals.</p> <p><i>RE - LI: We are learning to explore the similarities and differences between how Christians celebrate Christmas and how other people celebrate it too (this will be uploaded on Tuesday morning)</i></p>	<p>In today's PSHE lesson will be an introduction to our new topic of dreams and goals. Please go through the powerpoint and take moments to reflect upon the past year and future plans. This lesson is an introduction that provides opportunities for you to discuss your thoughts with your family.</p> <p>For RE, go through the PowerPoint, think about what Christians do during Christmas time and what others who are not Christian do during this festive period. What did you do during the festive period/holiday? Select the correct sheet (scaffolded/non scaffolded) and complete it carefully. Double click on the compare and contrast frame diagram to enter your ideas.</p>
<p>KS2 Only - Spanish</p>	<p>LI: I am learning the names for a range of musical instruments in Spanish</p>	<p>We are going to learn all about musical instruments in this unit. This week you are going to learn by heart the Spanish words for five instruments. The first week introduces one masculine and four feminine nouns. Can you remember how you can tell is a noun in Spanish is masculine or feminine?</p> <p><u>Key Language</u></p> <p>La trompeta = the trumpet</p> <p>La batería = the drum</p> <p>La guitarra = the guitar</p> <p>La flauta = the flute</p> <p>El clarinete = the clarinet</p> <p>To help you do this please log into this quizlet – have a go learning and testing your self using the flashcards and then try playing some of the games. Just click on this link.</p> <p>https://quizlet.com/98mug0?x=1qqt&i=1cl3a3</p> <p>If you are new to quizlet here is a quick</p>

introduction on what it is.

<https://www.youtube.com/watch?v=7oJk0IBynoU>

After you have done that that please print out and complete the PDF below – If you can't print it out just write them down on a piece of paper – then attach a photo of your work and send it in . Try not to cheat when you do this, do your best to write them out from memory.

Wellbeing /Creative and Fun

1. Try out a Just dance video.
<https://www.youtube.com/watch?v=4DcGBE-F9hk>
2. Why don't you try sketching a picture. Sit somewhere comfortable in your home. Grab a pencil and a paper, and draw a landscape picture of what you can see. Here are some examples. Remember, artists don't panic! Just relax and see what comes out! Avoid using an eraser (rubber). Just relax and enjoy sketching

