




Weekly Overview of Learning

Year Group: Nursery Week beginning: 06.03.23

Every **Tuesday**, you will see the weekly overview that sets out our learning for the week on the learning section of our school website. This is the work that children will be doing in school. If there are any questions, please email your child's class teacher



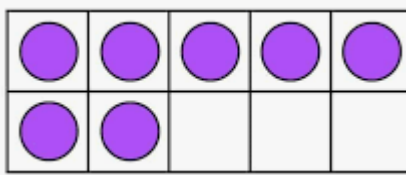

Reminders
<p>Please remember to send your book bag in on your child's book bag day, not every day. Spare clothes need to go in a separate bag which can be kept on your child's peg. Please keep checking Tapestry as we put lots of notices and lovely observations up for you to see. Our sound of the week is 'b'. Please support your child to look for things that begin with this sound and upload onto Tapestry.</p>

This half term our topic is: Traditional tales.		
Personal and social	Communication and language	Physical development
<p>Talk about how the characters in the story are feeling when...</p> <ul style="list-style-type: none"> -The owl babies woke up -The owl babies couldn't find their mum -When mummy owl flew back <p>Encourage the children to use any emotion words that they have learnt such as angry, sad, upset, happy etc. Children to talk about how they felt/ feel when their parents drop them off at nursery.</p>	<p>This week we will be focusing on Owl Babies</p> <div style="text-align: center;">  </div> <p style="text-align: center;">You can listen to the story by clicking here https://www.youtube.com/watch?v=TPQRiSTYFH0</p> <hr/> <p style="text-align: center;">This week's key vocabulary Owl, babies, nest, food, hunting, lonely, scared, together, feelings, excited, worried, relieved</p>	<p>To be able to use one handed tools</p> <p>Children to use scissors to snip materials to give the cylinder people a haircut</p> <div style="text-align: center;">  </div> <p>Children pincer grips to place small objects on the lines.</p> <div style="text-align: center;">  </div> <p>Independence – continue to encourage the children to put their coat on and remove their</p>

Weekly Overview of Learning

Year Group: Nursery Week beginning: 06.03.23

Every **Tuesday**, you will see the weekly overview that sets out our learning for the week on the learning section of our school website. This is the work that children will be doing in school. If there are any questions, please email your child's class teacher

		own coat. We will also show children how to do their own zip up.
Literacy	Maths	Topic/UTW/EADD
<p>Retell the story of the Owl Babies and talk about which characters are in the story. Children to join in with the repetitive phrases such as...</p> <p><i>'I want my mummy'</i></p>	<p>Ordering objects by size</p> <p><i>Make comparisons between objects relating to size, length, weight and capacity.</i></p> <p>Children have 2/3 objects which are of differing sizes, Discuss the size, compare and order from smallest to largest. Use the owl babies to start off the discussion. Children can relate to their own family members e.g. older/younger siblings</p>	<p>Ask the children if they know when we can see owls i.e. in the day or night. Explain to the children that owls come out at night which means they are nocturnal animals.</p> <p>Watch cbeebies clip on nocturnal animals</p> <p>https://www.bbc.co.uk/programmes/p011n1lx</p>
<p>Phonics</p>	<p>Number of the week is 8</p>	<p>What do owls like to eat? Who brings food for the baby owls/chicks? What other animals come out at night?</p>
<p>The sound of the week is the letter Bb. In Nursery, the main 'monster' that we will be focusing on is black cat.</p>  <p>Bb</p>  <p>Rhyme – sing lots of rhymes and listening to poems for story time at the end of the day and snack time. Encourage the children to listen out for words that sound similar and rhyme.</p>	<p>Count objects and realize that the last number they count shows the total number in the set. Focus on the number of the week -8. Subitise 8, count eight and practice forming the number 8</p> <p>Encourage children to tap the object as they count to make sure that they have count accurately.</p> 	<p>Children use cotton ball, peg, paint and shapes to make their own owl.</p> 

Weekly Overview of Learning

Year Group: Nursery Week beginning: 06.03.23

Every **Tuesday**, you will see the weekly overview that sets out our learning for the week on the learning section of our school website. This is the work that children will be doing in school. If there are any questions, please email your child's class teacher

	Monday	Tuesday	Wednesday	Thursday	Friday
Session 1	<p>CT to display images of different places the children might have visited over the half term. Use circle map to show different possible places the children might have visited. Think, pair, share what the children did over the weekend. During the time when the children are talking to a partner, adult to talk to those children who find it difficult to share their news, giving the children</p>	<p>Rapid recall of the sounds that the children have already learnt. CT to show flashcards of sounds s, a, t, p, i, n, m, d, o, r, f, g, e, u</p> <p>Introduce the letter Bb</p> <p>Learn the song and the accompanying action.</p> <p>Ask children to find and think of things beginning with b sound- can parents upload pictures or objects that start with Bb</p>	<p>Show children the owl baby soft toys. Can they children recognize which Sarah? Percy? Bill? Mummy Owl? How can they tell? Encourage the children to use size related vocabulary. Ask the children to order the owl babies from smallest to largest. Show children other objects which are different sizes e.g. twigs, worms, teddy bears, shells etc. and ask the children to help you to put them in order from smallest to biggest.</p>	<p>UTW Watch the CBeebies clip on nocturnal animals and ask specific questions from the clip to check the children's understanding. Have two hoops on the floor and children to help sort nocturnal animals and not nocturnal animals in the hoop.</p>	<p>Phonics Recap sounds learnt so far. Recap the sound of the week. Children to use their phonics to help label a scene from The Owl babies i.e. twig, stick, nest, worm, moon etc.</p>

Weekly Overview of Learning

Year Group: Nursery Week beginning: 06.03.23

Every **Tuesday**, you will see the weekly overview that sets out our learning for the week on the learning section of our school website. This is the work that children will be doing in school. If there are any questions, please email your child's class teacher

	<p>a choice of two possible things to say. They must choose one of the options, e.g. Did you go to the shop or did you watch the television? Did you feel happy or sad?</p> <p>More able speakers to use because to extend their sentences</p>	<p>on Tapestry so we can share with the class.</p> <p>On the IWB teacher to model how to write the letter b. ask children to practice forming the letter on their partners back and on the carpet using their 'magic fingers'. Ask the children if they would like to come and write the letter on the IWB.</p>	<p>Encourage the use of key vocabulary when comparing sizes such as Sarah is bigger than Percy, Bill is small then Bill etc.</p>		
Session 2	<p>Introduce the story of Owl Babies to the children. Encourage the children to join in with the repetitive phrases. Ask the children what they think</p>	<p>Number of the week. Introduce the number 8 on number blocks. Show children what the number looks like in objects and as a numeral. Can the children show you</p>	<p>Keeping active Tell the children that we are going to stay fit and active by doing some exercise. Ask the children is they can place their hand on their heart and if they can feel their heart beat</p>	<p>Maths Continue to sort objects by size. Reinforce this learning with tiny taps game bigger and smaller</p> <p>https://www.tinytap.com/activities/g3</p>	<p>Story time- stories with rhyme, can the children identify the rhyming words in the story.</p>

Weekly Overview of Learning

Year Group: Nursery Week beginning: 06.03.23

Every **Tuesday**, you will see the weekly overview that sets out our learning for the week on the learning section of our school website. This is the work that children will be doing in school. If there are any questions, please email your child's class teacher

	<p>the story might be about. Can the children subitize-how many owl babies are in the story? Ask questions about how the owls might be feeling? Why did Sarah suggest that the owls sit together? Where did mum go? Think, pair, share-what was your favorite part of the story?</p>	<p>eight using their fingers? Can they count 8 objects from our counting jars</p>	<p>(adults to help children find heartbeat). Is their heart beating fast or slow? Explain to the children that after the exercise session we will feel our heart again to see if our heart is beating faster or slower and why this change has happened. Do the children feel warmer? Why?</p> <p>https://www.bbc.co.uk/iplayer/episode/p06tmnby/andys-wild-workouts-series-1-5-night-time</p>	<p>9uw/play/sorting-by-size</p>	
--	--	---	---	---	--