

Weekly Overview of Learning

Year Group: Nursery **Week beginning: 13.03.23**

Every **Tuesday**, you will see the weekly overview that sets out our learning for the week on the learning section of our school website and on Google Classroom. This is the work that children will be doing in school. Home learning will be set on Tapestry every **Thursday** and this should be completed and uploaded to Tapestry by **Monday** morning. If there are any questions, please email your child’s class





Reminders
<p>Our sound of the week is j for jasper, jelly and jug. Please talk your children about this sound and see if you can find objects that begin with this sound around your home or in books and shop signs that you may see. Please upload onto Tapestry a picture of anything you find.</p> <p>Please do not open the classroom door if you are late or on the occasions that we are a few minutes late opening the door. We keep the door closed to keep the children safe. Please just wait and a member of staff will come and let you in.</p> <p>Please make sure you name all your children’s loose items and all clothing especially drinks bottles, coats, hats, scarfs and gloves.</p>

This half term our topic is: Growing		
Personal and social	Communication and language	Physical development
<p>We will be continuing to encourage the children to select their own resources when needed especially at the Art area so that they can achieve a goal through their own choices.</p>	<p>This week we will be focusing on the story Jasper’s beanstalk by</p>  <p style="text-align: center;">You can listen to the story by clicking here</p> <p style="text-align: center;">https://www.youtube.com/watch?v=23INhyreb8M</p>	<p>We will be focusing on encouraging the children to skip, hop and stand on one leg to help develop their coordination. We will play games such as the Bean game and musical statues to support developing these skills.</p> 

Weekly Overview of Learning

Year Group: Nursery Week beginning: 13.03.23

Every **Tuesday**, you will see the weekly overview that sets out our learning for the week on the learning section of our school website and on Google Classroom. This is the work that children will be doing in school. Home learning will be set on Tapestry every **Thursday** and this should be completed and uploaded to Tapestry by **Monday** morning. If there are any questions, please email your child's class

 <p>We will be talking about what we can do to help solve problems such as accepting that not everyone can be The mummy owl when acting out the story and suggesting other ideas.</p>	<p>This week's vocabulary:</p> <p>Long, Short, Longest, Shortest Days of the week Grow, sun, soil, water Sound, listen, rhyme</p>	<p>Supporting children with their pencil grip and using the correct pincer hold.</p> 
<p>Literacy</p>	<p>Maths</p>	<p>Topic/UTW/EADD</p>
<p>We will be reading the story of Jasper's beanstalk and asking the children to join in with the retell of the story and think about the sequence.</p> <p>What happens at the start of the story? What happens in the middle of the story and what happens at the end of the story?</p>	<p>This week we will be comparing sizes using gestures and language of bigger, little, smaller and small.</p> 	<p>EAD</p> <p>Children to use their scissor skills to cut some leaves to go on the class beanstalk display. Children to cut out leaves and then decorate with a variety of different media.</p> <p>UTW</p> 
<p>Moonstair Phonics</p>		
<p>We will be continuing to focus on listening for rhyming words through singing nursery rhymes</p>	<p>We will also be talking about the days of the week when reading the story.</p>	<p>We will be planting bean seeds and talking about how to care for growing plants.</p>

Weekly Overview of Learning

Year Group: Nursery Week beginning: 13.03.23

Every **Tuesday**, you will see the weekly overview that sets out our learning for the week on the learning section of our school website and on Google Classroom. This is the work that children will be doing in school. Home learning will be set on Tapestry every **Thursday** and this should be completed and uploaded to Tapestry by **Monday** morning. If there are any questions, please email your child's class


<p>and reading some of the Julia Donaldson stories such as The Gruffalo, The snail and the Whale and What the ladybird heard.</p>  <p>We will be focusing on the sound j for jelly and Jasper.</p> 		
---	--	--

	Monday	Tuesday	Wednesday	Thursday	Friday
Session 1	Introduce the cover of 'Jaspers Beanstalk' to the children. Do the children know any other stories about beanstalks? What do they think the story	Sound of the week – J Recap on the known sounds and on the IWB show the flip of children's favourite character e.g. Elsa, Marshall and ask them	Explain to the children that this week we will be ordering objects by their length. Explain how some things are long and some things are short. Have a box of assorted objects	UTW - Mother's day. Talk to the children about Mother's day and why their mummy is special to them. Children to think about how their	Recap on all the sounds that have been taught so far. Flash card the children and keep to the side the ones that they struggle

Weekly Overview of Learning

Year Group: Nursery Week beginning: 13.03.23

Every **Tuesday**, you will see the weekly overview that sets out our learning for the week on the learning section of our school website and on Google Classroom. This is the work that children will be doing in school. Home learning will be set on Tapestry every **Thursday** and this should be completed and uploaded to Tapestry by **Monday** morning. If there are any questions, please email your child's class

	<p>might be about? Read the story to the children and stop to focus on key parts of the story i.e. the days of the week</p> <p>When you have read the story as the children if they can talk to the person next to them and discuss what happened at the beginning, middle and end of the story.</p> <p>Children in small groups through the morning to plant their seeds in pots and one for the window.</p>	<p>to listen and say the initial sounds. Invite children to come up and write the sound they can hear.</p> <p>Have a selection of objects and pictures for j. Show the children before telling them the sound and see if they can work out what the sound of the week is going to be.</p> <p>Show the bounce patrol song and ask the children to practice air writing and then using a jug shapes piece of paper practice forming the j.</p>	<p>of 3 different lengths in them. For example- ribbons, sticks, socks, pipe cleaners, leafs etc. Show the children vocabulary cards long and short. Place these cards on the board or in the middle of the circle and children to help sort the objects and use key vocabulary.</p> <p>Play this game with the children in IWB.</p> 	<p>mummy helps they and why they love their mummies.</p> <p>What nice thing could the children do for their mummies on Mothering Sunday? Give some suggestions.</p>	<p>with. Recap on these a few times. Invite children to come up and write some of the tricky ones on the IWB.</p> <p>Share some pictures of the story with the children and ask the children if they can hear the initial sounds in the word. Can the children write the sounds for the pictures on the whiteboard?</p>
Session 2	Weekend news.	Rhyme	Singing number rhymes and Top marks IWB	Read the story of Jaspers beanstalk to the children. Do they	Read a selection of nursery rhymes and Julia Donaldson

Weekly Overview of Learning

Year Group: Nursery Week beginning: 13.03.23

Every **Tuesday**, you will see the weekly overview that sets out our learning for the week on the learning section of our school website and on Google Classroom. This is the work that children will be doing in school. Home learning will be set on Tapestry every **Thursday** and this should be completed and uploaded to Tapestry by **Monday** morning. If there are any questions, please email your child’s class

	<p>Children to sit in circle and pass round one of the monsters.</p> <p>Remind children the rules of listening</p> <p>Look at the person speaking. Only the person with the teddy to share their news. Wait your turn.</p> <p>Use the sentence starter</p> <p>At the weekend I ...</p>	<p>Talk to children about rhyming means (words that sound the same e.g. cat and bat)</p> <p>Tell the children that we are going to be reading a story and they have to be rhyme detectives, listening carefully for words that sound the same. Read Julia Donaldson story and talk about</p>	<p>counting undersea creatures activity.</p> <p>Encourage children to use their finger to point to each creature whilst counting.</p> <p>Use number line to help the children find the corresponding number if needed.</p>	<p>know another story similar? (Jack and the beanstalk) Talk about how it is similar but also different and compare the stories.</p>	<p>rhyming story to think about rhyme and get children tuned in.</p>
--	--	--	--	--	--