




Weekly Overview of Learning

Year Group: Nursery **Week beginning: 15th January 2024**

Every **Tuesday**, you will see the weekly overview that sets out our learning for the week on the learning section of our school website. This is the work that children will be doing in school. If there are any questions, please email your child's class teacher





Reminders
<p>Please remember to send in book bags on the day your child has reading.</p> <p>Please remember to pay the voluntary contribution for the Space workshop this week.</p> <p>Please name jumpers, water bottles, cardigans, bags. We are still being asked to find items of clothing that are not named. This makes it very tricky.</p>

This half term our topic is: Starry night		
Personal and social	Communication and language	Physical development
<p>Jigsaw Jenie The children be looking at 'Healthy Me', piece 2</p> <div style="text-align: center;">  </div> <p>We will be supporting the children to play together nicely and take turns. We will be modelling how to share and how much fun it is playing together.</p>	<p>This term our topic is 'Starry Night' and we will be looking at night and day</p> <div style="text-align: center;">  </div> <p>You can listen to the story by clicking here: https://www.youtube.com/watch?v=rpyR6hJPxi <u>W</u></p> <p>This week's vocabulary: Star, shape, space, planets, constellations, night, sky</p>	<p>Independence – we will be encouraging the children to practice putting on their own coats and we will be teaching them how to do their zip up.</p> <p>Coach Alice will be in to support the children in small groups develop their throwing skills.</p> <div style="text-align: center;">  </div> <p>We will be continuing to use one handed tools such as scissors and hold punches to strengthen our muscles and develop these skills.</p>

Weekly Overview of Learning

Year Group: Nursery **Week beginning: 15th January 2024**

Every **Tuesday**, you will see the weekly overview that sets out our learning for the week on the learning section of our school website. This is the work that children will be doing in school. If there are any questions, please email your child's class teacher

Literacy	Maths	Topic/UTW/EADD
<p>We will be listening to the story and answering questions to see if we understand what is happening.</p> <p>Did the boy really catch a star? Where are the stars? Do you think you would be able to catch a star? What else could the boy have done to try and catch the star? Where did the boy find the star?</p>	<p>We will be looking at different shapes such as stars, triangles, circles, rectangles and square. The children will be using the shapes to make their own space pictures and seeing if they can make their own stars using the flat shapes.</p> 	<p>This week we will have an outer space workshop to start our topic off. The children will be learning some facts about the planets through drama and songs.</p> 
		
<p>Introduce the letter sound n as in night.</p> <p>Children to listen and hear the sounds in the words night, necklace, nose, narwhale, number and see if they can think of any other n words. Children will have a go at air writing the letter n.</p>		<p>We will be talking about bedtime routines and why lots of sleep is good for them.</p> 

Weekly Overview of Learning

Year Group: Nursery Week beginning: 15th January 2024

Every **Tuesday**, you will see the weekly overview that sets out our learning for the week on the learning section of our school website. This is the work that children will be doing in school. If there are any questions, please email your child's class teacher

	Monday	Tuesday	Wednesday	Thursday	Friday
Session 1	<p>Drama workshop – Outer space.</p> <p>Children to engage in the drama and songs with the workshop leader.</p>	<p>Read the book – How to catch a star. Ask the children if they have seen a star? When have they seen them? What do they look like? Show a picture of a star (shape) and then show them what a star looks like (burning ball of gas)</p>	<p>Maths – Shapes.</p> <p>Play what is in the treasure box to remind the children of the shape names. Give each child a shape and then say</p> <p>Stand up if you have a triangle e.g. repeat a few times then ask children to swap for a different shape.</p> <p>End of session ask the children to say one thing about the shape that they notice e.g. it is flat, it has 3 sides, it is like a door.</p>	<p>Quick recap of the sounds satp. Ask the children to think of something that starts with the sounds.</p> <p>Introduce the sound n to the children as in night. Show objects and sing the bounce patrol n song.</p> <p>Air write the letter n and then on paper/whiteboards children to practice writing.</p>	<p>Talk about their bedtime routines and what they do. Talk about the importance of having lots of sleep to keep healthy and to fit.</p> <p>Order the picture on the white board</p> <p>Get undressed, have a story, brush teeth, kiss/say goodnight, snuggle down to sleep.</p>
Session 2	<p>Recap on what they learned from the workshop.</p> <p>Using a thinking frame – get the children to share the facts about</p>	<p>Talk about the stars and how they make patterns in the sky and that they have special names (constellations) show the children pictures of some of the</p>	<p>Jigsaw Jenny Piece 2.</p> <p>See separate plan.</p>	<p>Read the story how to catch a star. Ask questions to check the children's understanding. Did he really catch a star?</p>	<p>Sing space themed nursery rhymes and songs.</p> <p>See separate booklet. Encourage the children</p>

Weekly Overview of Learning

Year Group: Nursery **Week beginning: 15th January 2024**

Every **Tuesday**, you will see the weekly overview that sets out our learning for the week on the learning section of our school website. This is the work that children will be doing in school. If there are any questions, please email your child's class teacher

	<p>the planets that they learned.</p> <p>Record and on the reflective lens ask the children to think of questions that they would like to find out more about the planets.</p>	<p>most famous and talk about what they think they look like.</p> <p>Leave pictures of constellations on the Art table for children to have a go at making their own. Model making one with the children on the carpet to inspire them to have a go themselves.</p>			<p>to join in with the actions and words.</p>
--	--	---	--	--	---

Weekly Overview of Learning

Year Group: Nursery Week beginning: 15th January 2024

Every **Tuesday**, you will see the weekly overview that sets out our learning for the week on the learning section of our school website. This is the work that children will be doing in school. If there are any questions, please email your child's class teacher



Weekly Overview of Learning

Year Group: Nursery Week beginning: 15th January 2024

Every **Tuesday**, you will see the weekly overview that sets out our learning for the week on the learning section of our school website. This is the work that children will be doing in school. If there are any questions, please email your child's class teacher



Weekly Overview of Learning

Year Group: Nursery Week beginning: 15th January 2024

Every **Tuesday**, you will see the weekly overview that sets out our learning for the week on the learning section of our school website. This is the work that children will be doing in school. If there are any questions, please email your child's class teacher



Weekly Overview of Learning

Year Group: Nursery Week beginning: 15th January 2024

Every **Tuesday**, you will see the weekly overview that sets out our learning for the week on the learning section of our school website. This is the work that children will be doing in school. If there are any questions, please email your child's class teacher



Junk modelling rocks.

Weekly Overview of Learning

Year Group: Nursery Week beginning: 15th January 2024

Every **Tuesday**, you will see the weekly overview that sets out our learning for the week on the learning section of our school website. This is the work that children will be doing in school. If there are any questions, please email your child's class teacher



Weekly Overview of Learning

Year Group: Nursery Week beginning: 15th January 2024

Every **Tuesday**, you will see the weekly overview that sets out our learning for the week on the learning section of our school website. This is the work that children will be doing in school. If there are any questions, please email your child's class teacher



Weekly Overview of Learning

Year Group: Nursery Week beginning: 15th January 2024

Every **Tuesday**, you will see the weekly overview that sets out our learning for the week on the learning section of our school website. This is the work that children will be doing in school. If there are any questions, please email your child's class teacher

