

Weekly Overview of Learning

Year Group: Nursery **Week beginning: 15.04.24**

Every **Tuesday**, you will see the weekly overview that sets out our learning for the week on the learning section of our school website. This is the work that children will be doing in school. If there are any questions, please email your child's class teacher

Reminders





Please make sure that you put sun cream on the children before they come to school, as we will be spending more time outside as the weather warms up. We will monitor and ensure that children are safe in the sun.
Please make sure your child has a water bottle each day and that their book bag is brought in on their reading bag day so that we can change the books.

This half term our topic is: Sunshine and sunflowers.		
Personal and social	Communication and language	Physical development
<p>We will be reminding children of the rules in Nursery and being safe in the environment.</p> <p>Children will be able to share their holiday news with the rest of the class. Taking it in turns and listening to their peers.</p> <p>We will be talking about relationships in our Jigsaw PSHE lesson.</p> <div style="text-align: center; margin-top: 20px;">  </div>	<p>This week our focus story is</p> <p style="text-align: center;">Sam plants a sunflower by Kate Petty.</p> <div style="text-align: center; margin: 10px 0;">  </div> <p style="text-align: center;">Click this link to watch and listen to the story https://www.youtube.com/watch?v=g8aSTkypDz8</p> <hr/> <p style="text-align: center;">This week's vocabulary: Sunshine, nature, grow, butterfly, bumblebee, buds, sunflower</p>	<p>We will be working on the children's gross motor skills and practicing standing on one leg and holding a pose to help their balance. We will have fun playing musical statues.</p> <div style="text-align: center; margin: 10px 0;">  </div> <p>We will be encouraging the children to show a preference for dominant hand by using a range of tools such as spades, rakes, small objects and tiny stones and bits of chalk.</p>

Weekly Overview of Learning

Year Group: Nursery Week beginning: 15.04.24

Every **Tuesday**, you will see the weekly overview that sets out our learning for the week on the learning section of our school website. This is the work that children will be doing in school. If there are any questions, please email your child's class teacher

		
Literacy	Maths	Topic/UTW/EADD
<p>We will be reading the focus story and pointing out the print and the pictures. We will be encouraging the children to say a sentence for each picture to retell the story.</p>	<p>We will be focusing on matching being consistent in matching numbers to 5 with the correct quantity.</p>	<p>We will be going for a walk around the school grounds, as well as the Nursery garden and looking at how the new buds and leaves coming on the trees. Talk about how the local area is home to many animals and minibeasts. Ask the children to keep an eye out for bumblebees, ladybirds, birds.</p>
<p style="text-align: center;">  </p>		
<p>Rhythm and rhyme Aspect 4 – Lesson 8 https://monsterphonics.com/resources-foundations/foundations-in-phonics/aspect-4/36398-2/</p> <p>children will be listening to silly rhymes and identifying the rhyming words and completing the captions.</p>	<p>We will be having numbered containers on our walk and collecting natural objects.</p> 	

Weekly Overview of Learning

Year Group: Nursery Week beginning: 15.04.24

Every **Tuesday**, you will see the weekly overview that sets out our learning for the week on the learning section of our school website. This is the work that children will be doing in school. If there are any questions, please email your child's class teacher

	Monday	Tuesday	Wednesday	Thursday	Friday
Session 1	<p>Introduce the story Sam plants a sunflower to the children and the book knowledge (title, print, pictures) Read and discuss the story.</p> <p>Tell the children that we are going to plant some seeds and ask the children what we need to do to make them grow.</p> <p>Show the children the resources and then plant some seeds with the children and talk about how we are going to look after them.</p>	<p>UTW</p> <p>Go for a walk around the school grounds and talk about the changes that they notice with the trees and plants. Explain that it is home for many living creatures and ask children if they can name any mini beasts.</p> <p>On walk ask the children to keep an eye out for bumblebee, butterflies and other creatures they may see. Carry some pots to collect some treasures.</p>	<p>Maths - using the collections of treasures from yesterdays walk, show the children some numbered plant pots. Ask the children to say the numbers and then invite children up to count the correct number of objects into the numbered pot. Repeat and note the children and numbers that are still inconsistent.</p>	<p>Monster phonics – Rhythm and rhyme activity 8.</p> <p>Using the power point of the silly rhyme to identify the rhyming words and with support to finish the rhyming captions.</p>	<p>Name writing and phonics.</p> <p>Children to use their name cards if needed to write their name. Encourage the children to choose a dominant hand when mark making.</p> <p>Support children in holding the pen and finding a comfortable grip.</p>

Weekly Overview of Learning

Year Group: Nursery Week beginning:15.04.24

Every **Tuesday**, you will see the weekly overview that sets out our learning for the week on the learning section of our school website. This is the work that children will be doing in school. If there are any questions, please email your child's class teacher

Session 2	Holiday news. Children share their holiday news with the class.	Gather all the treasures that we collected from walk and ask the children to discuss them. Sort the objects into similar and ask children why they sorted. Ask children to keep an eye out on the way home to find some other things.	Singing nursery rhymes and talk about the words that rhyme in prep for Tomorrows adult led carpet session.	Jigsaw Jenny. Relationships week 1.	Reread the story Sam plants a sunflower and talk about what has happened.
-----------	--	---	--	--	---

Weekly Overview of Learning

Year Group: Nursery Week beginning: 15.04.24

Every **Tuesday**, you will see the weekly overview that sets out our learning for the week on the learning section of our school website. This is the work that children will be doing in school. If there are any questions, please email your child's class teacher



Weekly Overview of Learning

Year Group: Nursery Week beginning: 15.04.24

Every **Tuesday**, you will see the weekly overview that sets out our learning for the week on the learning section of our school website. This is the work that children will be doing in school. If there are any questions, please email your child's class teacher



Weekly Overview of Learning

Year Group: Nursery Week beginning: 15.04.24

Every **Tuesday**, you will see the weekly overview that sets out our learning for the week on the learning section of our school website. This is the work that children will be doing in school. If there are any questions, please email your child's class teacher



Weekly Overview of Learning

Year Group: Nursery Week beginning: 15.04.24

Every **Tuesday**, you will see the weekly overview that sets out our learning for the week on the learning section of our school website. This is the work that children will be doing in school. If there are any questions, please email your child's class teacher



Weekly Overview of Learning

Year Group: Nursery Week beginning: 15.04.24

Every **Tuesday**, you will see the weekly overview that sets out our learning for the week on the learning section of our school website. This is the work that children will be doing in school. If there are any questions, please email your child's class teacher

