





Weekly Overview of Learning

Year Group: Nursery **Week beginning: 20/11/23**

Every **Tuesday**, you will see the weekly overview that sets out our learning for the week on the learning section of our school website. This is the work that children will be doing in school. If there are any questions, please email your child's class teacher




Reminders
<p>See Mrs. McCarthy if you need to sign up to Tapestry. Please remember to send in your child's book bag on their book bag day only. This is the day that they will be listened to and books will be changed. We will be making Chapatis next week.</p>

This half term our topic is: Sparkle and Shine		
Personal and social	Communication and language	Physical development
<p>The children will be thinking about what they are good at and sharing it with the rest of the class. We will be highlighting that people can be good at different things and celebrating the differences.</p> <div style="display: flex; justify-content: space-around; align-items: center;">   </div>	<p>Our story this week will be The Runaway Chapati</p>  <p>A link to the story can be found here</p> <p>https://www.youtube.com/watch?v=M20jc2dF7Z0</p>	<p>The children will be continuing to develop their ball skills in small groups with Coach Alice.</p> <p>We will be encouraging the children to practice their two footed jumps, starting on the ground and from a small height.</p> <div style="text-align: center;">  </div> <p>The children will be continuing to strengthen our fingers doing funky finger activities.</p>

Weekly Overview of Learning

Year Group: Nursery **Week beginning: 20/11/23**

Every **Tuesday**, you will see the weekly overview that sets out our learning for the week on the learning section of our school website. This is the work that children will be doing in school. If there are any questions, please email your child's class teacher

	This week's vocabulary: shape, triangle, square, rectangle, circle, flat, curved, straight, pattern, repeated	
Literacy	Maths	Topic/UTW/EADD
<p>The children will be talking about the story The Runaway chapati and if they know any other stories that are similar. We will be looking at ingredients for making a chapati.</p>	<p>We will be continuing to talk about and explore 2D shapes using informal and mathematical language such as sides, corners, straight, round.</p> 	<p>Cooking</p> <p>Linked to our story we shall be making a Chapatis. The children will follow the pictorial instructions to make the dough. An adult will be cooking the Chapati on the frying pan. The children will have the chance to try the chapatis and talk about the taste.</p> 
<p>The children will continue to look at the letter and will be thinking about alliteration of the letter s and a and the initial sound of their name.</p> <p>e.g. slimy snake, Mrs. McCarthy</p>	<p>The children will also begin to think about patterns on materials and resources and use shapes to make their own patterns, using language such as 'repeated' and 'the same'</p> 	<p>We will be talking about celebration foods such as Chapatis, mince pies, birthday cake, latkes, samosas and ask the children to look at them. We will encourage the children to try the foods, talk about what they liked and didn't like and what they thought each one is made of.</p>

Weekly Overview of Learning

Year Group: Nursery Week beginning: 20/11/23

Every **Tuesday**, you will see the weekly overview that sets out our learning for the week on the learning section of our school website. This is the work that children will be doing in school. If there are any questions, please email your child's class teacher



Cooking together
Repeated patterns
Funky fingers ideas

