




Weekly Overview of Learning

Year Group: Nursery **Week beginning: 22nd January 2024**

Every **Tuesday**, you will see the weekly overview that sets out our learning for the week on the learning section of our school website. This is the work that children will be doing in school. If there are any questions, please email your child's class teacher







Reminders
<p>Please remember to send in book bags on the day your child has reading.</p> <p>Please name jumpers, water bottles, cardigans, bags. We are still being asked to find items of clothing that are not named. This makes it very tricky.</p>

This half term our topic is: Starry night		
Personal and social	Communication and language	Physical development
<p><i>Jigsaw Jenie</i> The children be looking at 'Healthy Me', piece 5</p> <div style="text-align: center;">  </div> <p>We will be talking about 'keeping clean' washing our hands and brushing our teeth. We will talk about why this is so important and how baby bear also needed to have a wash after the dust and muck he was covered in after his visit to the moon</p>	<p>This term our topic is 'Starry Night' and we will be looking at night and day</p> <p>You can listen to the story by clicking here:</p> <div style="text-align: center;">  <p>https://www.youtube.com/watch?v=6c5cb0u0rP</p> <p><u>M</u></p> </div>	<p>Independence – we will be encouraging the children to practice putting on their own coats and we will be teaching them how to do their zip up.</p> <div style="text-align: center;">  </div> <p>At our funky fingers station the children will thread pipe cleaners through colanders and decorate baby bears helmet. We will also be cutting triangle to make stars</p>

Weekly Overview of Learning

Year Group: Nursery Week beginning: 22nd January 2024

Every **Tuesday**, you will see the weekly overview that sets out our learning for the week on the learning section of our school website. This is the work that children will be doing in school. If there are any questions, please email your child's class teacher

	<p>This week's vocabulary: on in under by in between moon space rocket sandwich first next then lastly finally order imagine pretend craters dust planets</p>	
Literacy	Maths	Topic/UTW/EADD
<p>We will be listening to the story and answering questions to see if we understand what is happening.</p> <p>Where did baby bear want to go? Where did baby bear keep his rocket? What did baby bear use as space boots? What did mummy bear want to give baby bear? What did baby bear do when he got to the moon? What did baby bear think the moon was like?</p>	<p>We will be looking at positional language to describe baby bears position in the box. The children will be encouraged to use positional vocabulary such as 'in, on, under, by, next to, in between etc</p> <div style="display: flex; justify-content: space-around;">   </div>	<p>This week we will be making a class moon for baby bear to have his picnic on. The children will cover a big balloon in paper mache. We will also look at different images of the moon and explain to the class that the moon is made up of rocks and dust. The children will then use egg cartons to make craters and stick these on the moon model. Then we will talk about which colors we will need to mix to make grey and paint our 3d moon. Get children to feel the rocky rough surface. Make a list of describing words, e.g. rocky, rough, bumpy, etc.</p>
	<p>For the latter part of the week the children will make a jam sandwich to take to the moon. They will sequence pictures for making a jam sandwich. What happened first, next, after that, encourage the use of time related vocabulary.</p>	<div style="display: flex; justify-content: space-around;">    </div>
<p>Introduce the letter sound m for moon</p> <p>Children to listen and hear the sounds in the words moon, man, magnet, mum, monkey and see if they can think of any other m words. Children will have a go at air writing the letter m.</p>		<p>We will also be talking about bedtime routines and why we must brush our teeth before bed</p>

Weekly Overview of Learning

Year Group: Nursery **Week beginning: 22nd January 2024**


Every **Tuesday**, you will see the weekly overview that sets out our learning for the week on the learning section of our school website. This is the work that children will be doing in school. If there are any questions, please email your child's class teacher

	Monday	Tuesday	Wednesday	Thursday	Friday
Session 1	<p>Read and share the story of the week 'Whatever Next' with the class. Ask children questions about the text to check their understanding. Ask the children which planet baby bear went to visit. Explain to the children that this week they will be making a giant papier mache moon just like in the story. Explain to the children that the moon is made of dust and rocks.</p>	<p>Phonics Recap the sounds taught so far i.e. s,a,t,p,l,n Introduce the sound of the week m. Can the children make the sound? Do our lips move when we make the sound? Show children different objects that all begin with m. Are there any children in the class whose name begins with m? Practice forming m on the IWB</p>	<p>Maths Show children sequencing cards. Tell the class that they will be making a jam sandwich to take to the moon. Before we do this the adult will show the children how to make a sandwich emphasizing time related vocabulary i.e. first we get 2 slices of bread. Next I will spread some butter on the bread etc. Once the sandwich is made give the children a sequencing card. The class has to order them from first instruction to last/finally.</p>	<p>Quick recap of the sounds satp. Ask the children to think of something that starts with the sounds. Go over the sound of the week. Children to form the letter m on whiteboards. Can they also write some of the other letters that we have learnt</p>	<p>Maths Hide the compare bears in different places in the doll house. Ask the children to sit around the house and see if they can find any of the bears. Tell the children that they can only take a bear if they can say where it is e.g. 'I can see a bear under the bed' etc.</p>

Weekly Overview of Learning

Year Group: Nursery Week beginning: 22nd January 2024

Every **Tuesday**, you will see the weekly overview that sets out our learning for the week on the learning section of our school website. This is the work that children will be doing in school. If there are any questions, please email your child's class teacher

<p>Session 2</p>	<p>Maths Share song 'where's the monkey' with the class. Children to sit in a circle and adult to place monkey in different positions and children to explain where the bear is. Adult to ask children to place bear in various positions such as 'put the bear next to the box, put baby bear under the box' etc.</p>	<p>PSHE Jigsaw Jenny piece 5 Refer to separate plan</p>	<p>Read the story 'Whatever Next'. Can the children what happens next? What happened at the end of the story?</p>	<p>Sing space themed songs 5 little men in a flying saucer Zoom, zoom, zoom were going to the moon</p>	<p>Cosmic Kids Yoga Space picnic https://www.youtube.com/watch?v=d85dw-AcAaU </p>
------------------	---	---	---	--	--

Weekly Overview of Learning

Year Group: Nursery Week beginning: 22nd January 2024

Every **Tuesday**, you will see the weekly overview that sets out our learning for the week on the learning section of our school website. This is the work that children will be doing in school. If there are any questions, please email your child's class teacher



Weekly Overview of Learning

Year Group: Nursery Week beginning: 22nd January 2024

Every **Tuesday**, you will see the weekly overview that sets out our learning for the week on the learning section of our school website. This is the work that children will be doing in school. If there are any questions, please email your child's class teacher



Weekly Overview of Learning

Year Group: Nursery Week beginning: 22nd January 2024

Every **Tuesday**, you will see the weekly overview that sets out our learning for the week on the learning section of our school website. This is the work that children will be doing in school. If there are any questions, please email your child's class teacher



Moon Play! Just add flour, baby oil and glitter! We did this 2 weeks in a row and the kids loved it! Just add...



Weekly Overview of Learning

Year Group: Nursery Week beginning: 22nd January 2024

Every **Tuesday**, you will see the weekly overview that sets out our learning for the week on the learning section of our school website. This is the work that children will be doing in school. If there are any questions, please email your child's class teacher

