



# Weekly Overview of Learning

**Year Group: Nursery**    **Week beginning: 22.04.24**

Every **Tuesday**, you will see the weekly overview that sets out our learning for the week on the learning section of our school website. This is the work that children will be doing in school. If there are any questions, please email your child's class teacher


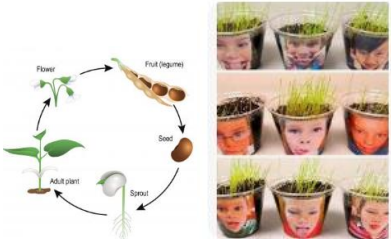
| Reminders   |
|---|
| <p>Please make sure that you put sun cream on the children before they come to school as we will be spending more time outside as the weather warms up. We will monitor and ensure that children are safe in the sun.</p> <p>Please make sure your child has a water bottle each day and that their book bag is brought in on their reading bag day so that we can change the books.</p> <p>It is Monster Phonics day on Friday 26<sup>th</sup> April so the children can come dressed up as their favorite monster phonics character</p> |

| This half term our topic is: Sunshine and sunflowers.  |  |  |
|--|--|--|
| Personal and social  | Communication and language   | Physical development   |
| <p>In PSHE we are talking about Dreams and Goals and the children will be sharing what they would like to be when they grown up (refer to separate planning sheet)</p> <div style="text-align: center;">  </div> | <p>This week our focus story is</p> <p>Jaspers Beanstalk by Nick Butterworth</p> <div style="text-align: center;">  <p style="font-size: small;">Nick Butterworth &amp; Mick Inkpen</p> </div> <p>Click this link to watch and listen to the story<br/> <a href="https://www.youtube.com/watch?v=23INhyreb8M">https://www.youtube.com/watch?v=23INhyreb8M</a></p> | <p>We will be working on the children's gross motor skills and practicing throwing beanbags in hoops (link with math's and recording scores)</p> <div style="text-align: center;">  </div> <p>We will continue to encourage the children to show a preference for dominant hand by using a range of tools such as spades, rakes, small objects and tiny stones and bits of chalk.</p> |

# Weekly Overview of Learning

Year Group: Nursery      Week beginning: 22.04.24

Every **Tuesday**, you will see the weekly overview that sets out our learning for the week on the learning section of our school website. This is the work that children will be doing in school. If there are any questions, please email your child's class teacher

|   |  |  |
|---|--|--|
|   | <p><b>This week's vocabulary:</b><br/> <b>Sunshine, nature, grow, plants, cycle, water, numbers, roots, shoot, leaves, stem, beans</b></p> |  |
| <p><b>Literacy</b></p>  | <p><b>Maths</b></p>  | <p><b>Topic/UTW/EADD</b></p>   |
| <p>We will be reading the focus story and pointing out the print and the pictures. We will also recap all the sounds the children have learnt so far and introduce the new sound of the week Rr.</p>  | <p>We will be measuring beanstalks using playdough and cubes. We will then recognize which is the longest and shortest beanstalk.</p>      | <p>We will be discussing the life cycle of a plant and what plants need to grow. The children will then make their own seed heads so that they get the opportunity to grow their own plants.</p> |
| <p><b>Monster Phonics</b></p>   |   |   |
| <p>Rhythm and rhyme Aspect 4 – Lesson 9<br/> <a href="https://monsterphonics.com/resources-foundations/foundations-in-phonics/aspect-4/activity-9/">https://monsterphonics.com/resources-foundations/foundations-in-phonics/aspect-4/activity-9/</a><br/>         Children will find words that rhyme and continue a rhyming string</p> |  |  |

# Weekly Overview of Learning

Year Group: Nursery      Week beginning: 22.04.24

Every **Tuesday**, you will see the weekly overview that sets out our learning for the week on the learning section of our school website. This is the work that children will be doing in school. If there are any questions, please email your child's class teacher

|           | Monday  | Tuesday  | Wednesday  | Thursday   | Friday   |
|-----------|---|--|--|--|--|
| Session 1 | <p>Introduce the story of Jaspers Beanstalk to the children. Ask the children questions throughout the story and make predictions too. Can the children retell the story and say what happened to Jaspers beanstalk on the different days of the week.</p> <p>Explain to the children that they will be painting Jasper/ beanstalk and write the sounds that go with the pictures they have painted i.e. j or b. <b>Challenge can they identify any other sounds that</b></p> | <p><b>UTW</b><br/>           Children to sit in a circle. Show the children the different equipment we will be using for today's lesson i.e. spade, soil, seeds, watering can. Can the children identify and name the equipment- using labels teacher to label the equipment using the initial sound only. Show children a clip of the life cycle of a bean <a href="https://www.youtube.com/watch?v=w77zPA+VTuI">https://www.youtube.com/watch?v=w77zPA+VTuI</a><br/>           Adult to show the children how to plant a seed.</p> | <p>Math's<br/>           Show children plants/beanstalks of different lengths. Explain to the children that they will be measuring the length of each one. What can we use to measure? Show children a rule and a measuring tape. Have they seen these tools before? Show the children if they can identify the longest and shortest by looking and comparing. Show the children how to use cubes to measure the beanstalks.</p> | <p>Phonics<br/>           Recap all the sounds that we have learnt so far introduce the Rr sound. Use the action from Monster Phonics to support and reinforce the sound. Sort objects from a box which begin with r and other sounds</p> <p>Rock<br/>           Ruby<br/>           Rose<br/>           Ruler<br/>           Red<br/>           Rectangle</p> | <p>Name writing and phonics.<br/>           Children to use their name cards if needed to write their name. Encourage the children to choose a dominant hand when mark making.<br/>           Support children in holding the pen and finding a comfortable grip.<br/>           Challenge-<br/>           Children to read CVC words and match to objects</p> <p>Bag<br/>           Dog<br/>           Mat<br/>           Run<br/>           Ant etc.</p> |

# Weekly Overview of Learning

Year Group: Nursery    Week beginning: 22.04.24

Every **Tuesday**, you will see the weekly overview that sets out our learning for the week on the learning section of our school website. This is the work that children will be doing in school. If there are any questions, please email your child's class teacher

|           | we need to write the word?  |  |  |   |  |
|-----------|---|--|--|---|--|
| Session 2 | <p>PSHE<br/>Children to sit in a circle. Talk to the children about this terms topic.<br/>Show children images of different occupations e.g. policeman, banker, chef etc.<br/>Let the children pass Jigsaw Jennie round the circle and talk about what they would like to be when they grow up.</p> | <p>Gather all the treasures that we collected from walk and ask the children to discuss them.<br/>Sort the objects into similar and ask children why they sorted. Ask children to keep an eye out on the way home to find some other things.</p> | <p>Monster phonics –<br/>Rhythm and rhyme activity 9<br/><br/>Share the poem and continue the rhyming string of words by changing the initial sound.</p> | <p>Top marks- let's compare<br/>Share interactive game with the children and order objects of different lengths</p> | <p>Re-read story of Jaspers Beanstalk and talk about what we know plants need to grow (sun, water and time!)</p> |

# Weekly Overview of Learning

Year Group: Nursery      Week beginning: 22.04.24

Every **Tuesday**, you will see the weekly overview that sets out our learning for the week on the learning section of our school website. This is the work that children will be doing in school. If there are any questions, please email your child's class teacher



# Weekly Overview of Learning

Year Group: Nursery    Week beginning: 22.04.24

Every **Tuesday**, you will see the weekly overview that sets out our learning for the week on the learning section of our school website. This is the work that children will be doing in school. If there are any questions, please email your child's class teacher



# Weekly Overview of Learning

Year Group: Nursery    Week beginning: 22.04.24

Every **Tuesday**, you will see the weekly overview that sets out our learning for the week on the learning section of our school website. This is the work that children will be doing in school. If there are any questions, please email your child's class teacher



# Weekly Overview of Learning

Year Group: Nursery    Week beginning: 22.04.24

Every **Tuesday**, you will see the weekly overview that sets out our learning for the week on the learning section of our school website. This is the work that children will be doing in school. If there are any questions, please email your child's class teacher





# Weekly Overview of Learning

Year Group: Nursery    Week beginning: 22.04.24

Every **Tuesday**, you will see the weekly overview that sets out our learning for the week on the learning section of our school website. This is the work that children will be doing in school. If there are any questions, please email your child's class teacher



# Weekly Overview of Learning

Year Group: Nursery    Week beginning: 22.04.24

Every **Tuesday**, you will see the weekly overview that sets out our learning for the week on the learning section of our school website. This is the work that children will be doing in school. If there are any questions, please email your child's class teacher



# Weekly Overview of Learning

Year Group: Nursery    Week beginning: 22.04.24

Every **Tuesday**, you will see the weekly overview that sets out our learning for the week on the learning section of our school website. This is the work that children will be doing in school. If there are any questions, please email your child's class teacher



# Weekly Overview of Learning

Year Group: Nursery    Week beginning: 22.04.24

Every **Tuesday**, you will see the weekly overview that sets out our learning for the week on the learning section of our school website. This is the work that children will be doing in school. If there are any questions, please email your child's class teacher

