

Weekly Overview of Learning

Year Group: Nursery Week beginning: 25.03.24

Every **Tuesday**, you will see the weekly overview that sets out our learning for the week on the learning section of our school website. This is the work that children will be doing in school. If there are any questions, please email your child's class teacher




Reminders
<p>The end of term is Thursday 28th March at 11:45am for all the children</p> <p>Friday 29th March – Good Friday – NO SCHOOL Monday 15th April – Start of Summer Term</p>

This half term our topic is: Dangerous Dinosaurs/Easter		
Personal and social	Communication and language	Physical development
<p>Discuss working together and the importance of team work. Explain to the children that they will be going on an Easter egg hunt around the nursery and that they need to work together to solve the clues and find the eater treats.</p> <div style="text-align: center;">  </div>	<p>This week our focus story is Were going on an Easter Egg Hunt by Laura Hughes</p> <div style="text-align: center;">  </div> <p>Click this link to watch and listen to the story https://www.youtube.com/watch?v=oZgXcZAF9PA</p> <hr/> <p>This week's vocabulary: Easter, Christian, eggs, celebrate, Jesus, family, lent, heavy, light, compare, weigh</p>	<p>This week we are exploring how children can move in different ways with skill and control. Jumping, Hopping, Balancing, Crawling and Shuffling</p> <p>Follow Cosmic Kids Yoga and get your body moving in different ways. https://www.youtube.com/watch?v=7kqOOIT8E6g</p> <p>Or do a Joe Wicks fitness activity. https://www.youtube.com/watch?v=IEC0If4oVtE</p>
Literacy	Maths	Topic/UTW/EADD

Weekly Overview of Learning

Year Group: Nursery Week beginning: 25.03.24

Every **Tuesday**, you will see the weekly overview that sets out our learning for the week on the learning section of our school website. This is the work that children will be doing in school. If there are any questions, please email your child's class teacher

<p>Use some of their print and letter knowledge to label picture cards</p> <p>And make some recognisable marks.</p>	<p>This week we will be focusing on weight and identifying heavy and light objects. The children will learn to compare two objects and say which is heavy and light using Easter eggs and other objects.</p>	<p>Ask the children what they know about Easter. Share ideas in the circle and explain the importance of Easter and the meaning behind it with the class. Tell the children that they will be making their own Easter baskets using chocolate, rice Krispies and mini eggs. They will have to follow instructions from the flow chart to help us make it.</p>
		
<p>Aspect 5, activity 10- tongue twister Refer to separate planning sheet https://monsterphonics.com/resources-foundations/foundations-in-phonics/aspect-5/activity-2/</p> <p>Sound of the week is Uu</p>		

	Monday	Tuesday	Wednesday	Thursday	Friday
Session 1	<p>Introduce the book to the children and ask them if they have read the story before.</p> <p>What do you think the story is about?</p>	<p>UTW/EADD</p> <p>What is Easter and how do people celebrate it? Explain that people share Easter eggs and hot cross buns during this time.</p>	<p>Maths</p> <p>Heavy and light Children to sit in a circle. Show children the weighing scales- do they know what it is</p>	<p>Phonics</p> <p>Whiteboards Recaps the sounds the children know and use the monster phonics pure sounds actions to help</p>	Easter Holidays

Weekly Overview of Learning

Year Group: Nursery Week beginning: 25.03.24

Every **Tuesday**, you will see the weekly overview that sets out our learning for the week on the learning section of our school website. This is the work that children will be doing in school. If there are any questions, please email your child's class teacher

	<p>Read the story with the children and use the props to illustrate the story.</p>	<p>Explain to the children that they are going to make their own Easter basket. Show the children the picture cards which show the sequence of how to make the baskets and emphasize the time connectives first, next, after, finally</p>	<p>called and what it is used for? Show children Easter eggs of different sizes and weight. Which do they think will be heavy and light? Pass the eggs round the circle and compare the weight. Weigh the eggs using the scales. Repeat with the other eggs and encourage the use of the words heavier and lighter.</p>	<p>Teacher to say a sound and children to find the correct sound and form the letter on whiteboard</p>	
Session 2	<p>Play phonics song to recap sounds learnt Continue work on alliteration and explain that we will be trying to say some tongue twisters. Use the</p>	<p>Active phonics Put the known sound graphemes around the room and point out to the children. Ask them to listen carefully. Adults say a sound and ask the children to tip toe if</p>	<p>Physical development. Joe Wickes 5-minute exercise. Talk about the importance of keeping healthy and what we can do to stay healthy – clean</p>		Easter Holidays

Weekly Overview of Learning

Year Group: Nursery Week beginning: 25.03.24

Every **Tuesday**, you will see the weekly overview that sets out our learning for the week on the learning section of our school website. This is the work that children will be doing in school. If there are any questions, please email your child's class teacher

	<p>monster planning phonics sheet https://monsterphonics.com/resources-foundations/foundations-in-phonics/aspect-5/activity-2/</p>	<p>they can see the sound and wait. Emphasize on the grapheme for the sound and then repeat. Phonics – introduce the new black cat sound of the week – u Show a range of objects and pictures, some with the u sound, others that don't/ Hold up an object and ask children if it begins with the u/ if no can anyone listen carefully to how the word is said and hear the sound. Show the u black cat flash card and ask the children</p>	<p>teeth, exercise, drink water, eat fruit and vegetables</p> <p>Do a Joe Wickes 5-minute exercise with the children. Talk about how their bodies feel before and after the exercise. (link at the top)</p>		
--	--	---	---	--	--

Weekly Overview of Learning

Year Group: Nursery Week beginning: 25.03.24

Every **Tuesday**, you will see the weekly overview that sets out our learning for the week on the learning section of our school website. This is the work that children will be doing in school. If there are any questions, please email your child's class teacher



Weekly Overview of Learning

Year Group: Nursery Week beginning: 25.03.24

Every **Tuesday**, you will see the weekly overview that sets out our learning for the week on the learning section of our school website. This is the work that children will be doing in school. If there are any questions, please email your child's class teacher



Weekly Overview of Learning

Year Group: Nursery Week beginning: 25.03.24

Every **Tuesday**, you will see the weekly overview that sets out our learning for the week on the learning section of our school website. This is the work that children will be doing in school. If there are any questions, please email your child's class teacher



Weekly Overview of Learning

Year Group: Nursery Week beginning: 25.03.24

Every **Tuesday**, you will see the weekly overview that sets out our learning for the week on the learning section of our school website. This is the work that children will be doing in school. If there are any questions, please email your child's class teacher

