



# Weekly Overview of Learning

**Year Group: Nursery**    **Week beginning: 26<sup>th</sup> February 2024**

Every **Tuesday**, you will see the weekly overview that sets out our learning for the week on the learning section of our school website. This is the work that children will be doing in school. If there are any questions, please email your child's class teacher

**Reminders**





Please speak to the adult in the Nursery garden if you have any questions at the end of the day to ensure that there is less congestion at the class door – this ensures that your children are released safely.

This half term our topic is: Dangerous Dinosaurs		
<b>Personal and social</b>	<b>Communication and language</b>	<b>Physical development</b>
<p>This week's topic is 'Everybody's body' from the Jigsaw Jenie.</p> <p>LI: I know the names for some parts of my body and am starting to understand that I need to be active to be healthy</p> <p>Sing Heads, shoulders, knees and toes with the children. What other parts of the body do they children know? What can we do to keep healthy?</p> <p>Adult to share pictures/ objects of things that keep our body healthy i.e. healthy food, sports equipment, water, keeping clean etc.</p>	<p>This week we will be learning all about Dinosaurs.</p> <p>Dinosaur Roar will be Dinosaurs Love Underpants</p> <div style="text-align: center;">  </div> <p>You can listen or watch the story from here</p> <p style="text-align: center;"><a href="https://www.youtube.com/watch?v=d34Q96KVUvQ">https://www.youtube.com/watch?v=d34Q96KVUvQ</a></p>	<p>We will continue to work on skipping skills with Coach Alice. We will start with galloping and then we shall move on to a skipping movement.</p> <div style="text-align: center;">  </div> <p>We will support the children in the outside area with skipping and talking about opposites when playing in the garden e.g. fast and slow, big and small.</p>
<b>This week's vocabulary: opposites, dinosaur, above, behind, below, syllable, skip</b>		

# Weekly Overview of Learning

Year Group: Nursery    Week beginning: 26<sup>th</sup> February 2024

Every **Tuesday**, you will see the weekly overview that sets out our learning for the week on the learning section of our school website. This is the work that children will be doing in school. If there are any questions, please email your child's class teacher

Literacy	Maths	Topic/UTW/EADD
<p>We will be reading the story Dinosaurs Love Underpants. We will recap the importance of how to handle a book and also be identifying any rhyming words that the children can find/hear.</p>	<p>To link with our story, we will be thinking about repeating patterns. Show children a range of patterns on clothes, boxes, wrapping paper etc. What do the children see in the pattern and can they describe it. Make patterns using various media and try to continue patterns by finding the rule.</p>	<p>We will continue with our topic on dinosaurs and this week we will be looking at fossils and explaining what they are. How were fossils found and how they helped us learn all about their existence</p>
		
<p>Aspect 4 – activity 4 This week we will be looking at Tricky Witches Rhyming words</p> 		<p>In EADD the children will be making their own fossils and talking about the imprint they have created</p>

# Weekly Overview of Learning

Year Group: Nursery      Week beginning: 26<sup>th</sup> February 2024

Every **Tuesday**, you will see the weekly overview that sets out our learning for the week on the learning section of our school website. This is the work that children will be doing in school. If there are any questions, please email your child's class teacher

	Monday	Tuesday	Wednesday	Thursday	Friday
Session 1	<p>Remind the children about our topic for this term. What have the children learnt about dinosaurs so far?</p> <p>Introduce the story Dinosaurs Love Underpants to the class and read to them. Tell the children that there are rhyming words in the story and to listen carefully and spot the words that rhyme.</p>	<p>Show children a range of repeating patterns on clothes, toys, wrapping paper, sheets etc. do the children notice anything about these patterns. Explain what a repeated pattern is and then show some patterns on the board and can they children work out the rule and what would we do to continue the pattern?</p>	<p>Recap the sounds that the children have already learnt in phonics. Introduce the Cc sound of the week. Show children some objects that begin with the c sound and say them emphasizing the initial sound i.e ccccake, ccccup etc.</p> <p>Give the children a paper template of a c object i.e. cake, car, cup and then children practice forming the sound on the paper.</p>	<p>Make dinosaur fossils. Show the children how to make their own dinosaur fossil.</p>	<p>Recap on all the phonics that we have taught so far. Children to have a whiteboard each. Have a box with objects in them. Children to pick an object and then say what it is e.g. duck- can children recognise the initial sound and write d for duck. Do this with other objects which begin with the letters we have learnt</p>
Session 2	<p>Circle time - talk about Healthy Me- Jigsaw Jenie. Sing Heads, shoulders, knees and toes. Can</p>	<p>Monster Phonics- Rhyming words refer to activity card and PowerPoint</p>	<p>Explain to the children that dinosaurs are extinct and what the word extinct</p>	<p>Top Marks math's repeated patterns game</p>	<p>Watch 'dig into paleontology' on you tube. Stop at different places to</p>

# Weekly Overview of Learning

Year Group: Nursery    Week beginning: 26<sup>th</sup> February 2024

Every **Tuesday**, you will see the weekly overview that sets out our learning for the week on the learning section of our school website. This is the work that children will be doing in school. If there are any questions, please email your child's class teacher

	<p>the children name any other parts of their body. Talk about the importance of looking after our body and the things we can do to look after our bodies.</p>	<p>which supports lesson 4</p>	<p>means. Does anyone know how we know about dinosaurs? Tell the children that paleontologists dig under the ground and discovered bones/fossils which is how we know all about them.</p>		<p>check the children understanding</p>
--	--	--------------------------------	---	--	---

# Weekly Overview of Learning

Year Group: Nursery    Week beginning: 26<sup>th</sup> February 2024

Every **Tuesday**, you will see the weekly overview that sets out our learning for the week on the learning section of our school website. This is the work that children will be doing in school. If there are any questions, please email your child's class teacher



# Weekly Overview of Learning

Year Group: Nursery    Week beginning: 26<sup>th</sup> February 2024

Every **Tuesday**, you will see the weekly overview that sets out our learning for the week on the learning section of our school website. This is the work that children will be doing in school. If there are any questions, please email your child's class teacher



# Weekly Overview of Learning

Year Group: Nursery    Week beginning: 26<sup>th</sup> February 2024

Every **Tuesday**, you will see the weekly overview that sets out our learning for the week on the learning section of our school website. This is the work that children will be doing in school. If there are any questions, please email your child's class teacher



# Weekly Overview of Learning

Year Group: Nursery      Week beginning: 26<sup>th</sup> February 2024

Every **Tuesday**, you will see the weekly overview that sets out our learning for the week on the learning section of our school website. This is the work that children will be doing in school. If there are any questions, please email your child's class teacher





# Weekly Overview of Learning

Year Group: Nursery    Week beginning: 26<sup>th</sup> February 2024

Every **Tuesday**, you will see the weekly overview that sets out our learning for the week on the learning section of our school website. This is the work that children will be doing in school. If there are any questions, please email your child's class teacher

