



Weekly Overview of Learning

Year Group: Nursery **Week beginning: 27.02.23**

Every **Tuesday**, you will see the weekly overview that sets out our learning for the week on the learning section of our school website. This is the work that children will be doing in school. If there are any questions, please email your child's class teacher





Reminders
<p>Don't forget to book a slot for Parents evening on the 7th or 9th March.</p> <p>Please remember to send your book bag in on your child's book bag day, not every day.</p> <p>Spare clothes need to go in a separate bag which can be kept on your child's peg.</p> <p>Please keep checking Tapestry as we put lots of notices and lovely observations up for you to see.</p> <p>Our sound of the week is 'u'. Please support your child to look for things that begin with this sound and upload onto Tapestry.</p>

This half term our topic is: Growing and change		
Personal and social	Communication and language	Physical development
<p>This week we will be encouraging the children to select their own resources for an activity independently and enjoy the responsibility of carrying out a small task.</p> 	<p>This week our focus story is The Very Hungry Caterpillar by Eric Carle.</p>  <p>Click this link to watch and listen to the story https://www.youtube.com/watch?v=75NQQ-Sm1YY</p> <p>This week's vocabulary: egg, caterpillar, cocoon or pupa, butterfly, change, adult, baby</p>	<p>This week we are exploring how children can move in different ways with skill and control. Jumping, Hopping, Balancing, Crawling and Shuffling</p> <p>Follow Cosmic Kids Yoga and get your body moving in different ways. https://www.youtube.com/watch?v=7kqOOIT8E6g</p> <p>Or do a Joe Wicks fitness activity. https://www.youtube.com/watch?v=IEC0If4oVtE</p>
Literacy	Maths	Topic/UTW/EADD
<p>Use some of their print and letter knowledge to label a picture.</p>	<p>This week we will be focusing on counting one objects for each number name. Children often start off carefully and then rush.</p>	<p>Talk about the life cycle of the caterpillar. Talk to the children about stages and what happens.</p>

Weekly Overview of Learning

Year Group: Nursery Week beginning: 27.02.23

Every **Tuesday**, you will see the weekly overview that sets out our learning for the week on the learning section of our school website. This is the work that children will be doing in school. If there are any questions, please email your child's class teacher

 <p>And make some recognisable marks.</p>	 <p>Making our own caterpillars and counting the body parts as well as counting all the food that the hungry caterpillar ate!</p>	 <p>Explain that some baby animals don't look like their parents e.g. tadpole, cygnet and caterpillar.</p>
<p style="text-align: center;">  </p> <p>Listening for the number of syllables in a word. Clapping the number of syllables in a word, will in turn help the children to tune in to hear the sounds when they are learning to blend for reading</p> <p>e.g. well – ing – ton = 3 syllables</p>		

Weekly Overview of Learning

Year Group: Nursery Week beginning: 27.02.23

Every **Tuesday**, you will see the weekly overview that sets out our learning for the week on the learning section of our school website. This is the work that children will be doing in school. If there are any questions, please email your child's class teacher

	Monday	Tuesday	Wednesday	Thursday	Friday
Session 1	<p>Introduce the book to the children and ask them if they have read the story before.</p> <p>What do you think the story is about?</p> <p>Read the story with the children and use the props to illustrate the story.</p>	<p>Phonics Use some of their print and letter knowledge in their early writing</p> <p>Write some letters accurately</p> <p>Play the Jolly Phonics song as children come and sit down.</p> <p>Show children a picture from the hungry caterpillar (saved on activinspire) and use their phonic knowledge to label the pictures-egg, caterpillar, cocoon, leaf,</p>	<p>UTW</p> <p>Life cycle of a caterpillar - Recap on the story and what happens, use visuals on IWB to get the children to order. Talk about the life cycle of the caterpillar and compare it to human babies.</p> <p>Show children a picture of a tadpole and then a cygnet and ask what animal they think they will grow up to be.</p> <p>Explain that not all animal babies look like their parents e.g. tadpole, cygnet and caterpillar.</p>	<p>Active phonics – put the known sound graphemes around the room and point out to the children. Ask them to listen carefully. Adults say a sound and ask the children to tip toe if they can see the sound and wait. Emphasize on the grapheme for the sound and then repeat.</p> <p>Phonics – introduce the new black cat sound of the week – u</p> <p>Show a range of objects and pictures, some with the u sound, others that don't/ Hold up an object and ask</p>	<p>Top marks underwater counting game.</p> <p>https://www.topmarks.co.uk/learning-to-count/underwater-counting</p> <p>encourage children to come up and count slowly.</p> <p>Remind children to say each number name for each object and not to rush.</p>

Weekly Overview of Learning

Year Group: Nursery Week beginning: 27.02.23

Every **Tuesday**, you will see the weekly overview that sets out our learning for the week on the learning section of our school website. This is the work that children will be doing in school. If there are any questions, please email your child's class teacher

		butterfly, apple, pear, strawberry	Model making a life cycle of a caterpillar on board and ask children to come up and move the different pictures. Talk about any misconceptions. Explain ART table activity of making a life cycle.	children if it begins with the u/ if no can anyone listen carefully to how the word is said and hear the sound. Show the u black cat flash card and ask the children Have a selection of objects and	
Session 2	Circle time, children share their weekend news. At the weekend I... Remind children what a good listener does. Only children with the teddy to speak, praise children showing good listening behaviour.	Monster phonics aspect - Rhythm and rhyme Activity 7 – Clap and count with Angry red.	Maths – children to count each object with each number name. encourage children to touch each object and count slowly. Show children numbers from 1 to 10. Select a number and ask the children to count the correct	Reread the story of The Very Hungry Caterpillar and talk about the different food that the caterpillar eats. Encourage the children to count the different fruits and foods, counting slowly so that they count accurately.	Physical development. Joe Wickes 5-minute exercise. Talk about the importance of keeping healthy and what we can do to stay healthy – clean teeth, exercise, drink water, eat fruit and vegetables Do a Joe Wickes 5-minute exercise with the children. Talk about how their bodies feel before and after the exercise. (link at the top)

Weekly Overview of Learning

Year Group: Nursery Week beginning: 27.02.23

Every **Tuesday**, you will see the weekly overview that sets out our learning for the week on the learning section of our school website. This is the work that children will be doing in school. If there are any questions, please email your child's class teacher

			<p>number of green milk lids to make a caterpillar using the correct number. Emphasize how we count with care by touching each object and saying the number. Explain the number/math's activity with the children. Children can select a number and stick it on the paper. Then using the circle shape and green paint print the correct number of circles to create a caterpillar.</p>	<p>Ask children to talk about their favourite foods and what they would eat if they were the VHC.</p>	
--	--	--	---	---	--