




Weekly Overview of Learning

Year Group: Nursery **Week beginning: 30/10/23**

Every **Tuesday**, you will see the weekly overview that sets out our learning for the week on the learning section of our school website. This is the work that children will be doing in school. If there are any questions, please email your child's class teacher






Reminders
<p>Please make sure that all jumpers, coats, cardigans, water bottles and book bags are named.</p> <p>Please check Tapestry regularly as we will be sending out reminders, homework and information using Tapestry. See Mrs. McCarthy if you are still unable to access.</p> <p>Please remember to send in your child's book bag on their book bag day only. This is the day that they will be listened to and books will be changed.</p>

This half term our topic is: Sparkle and Shine		
Personal and social	Communication and language	Physical development
<p>This week we will be noticing and asking questions about differences, such as skin colour, types of hair, gender, special needs and so on. We will be talking about how we should appreciate and celebrate each other's differences and that what makes us all so special</p> <div style="text-align: center;">  </div> <p>Share the story of Elmer the elephant and the message that its ok to be different and how it's important to celebrate our differences like Elmer</p>	<p>This week we will be focusing on Bonfire Night and firework safety</p> <div style="text-align: center;">  </div> <p style="text-align: center;">You can listen to the story by clicking here</p> <p style="text-align: center;">https://www.youtube.com/watch?v=Q-fizT5O4ik</p>	<p>This week we will be helping the children to strengthen their fine motor skills by poking pipe cleaners through holes to make colorful firework patterns</p> <div style="text-align: center;">  </div>

Weekly Overview of Learning

Year Group: Nursery Week beginning: 30/10/23

Every **Tuesday**, you will see the weekly overview that sets out our learning for the week on the learning section of our school website. This is the work that children will be doing in school. If there are any questions, please email your child's class teacher


	<p>This week's vocabulary: Bonfire, fireworks, safe, dangerous, adult, sparklers, heat, safety, loud, bang, colourful, sky</p>	<p>The children will be using chalk, white boards and pens and pencils to encourage them to mark make in a variety of ways.</p>
<p>Literacy</p>	<p>Maths</p>	<p>Topic/UTW/EADD</p>
<p>We will be reading the story lost and found by Oliver Jeffers. We will be encouraging the children to talk about what they can see in the pictures.</p> 	<p>This week we will be focusing on 1-1 correspondence when counting and looking at numbers in a five frame</p> <p>We will recap the numbers of the week 1-3 and introduce the number of the week which is 4</p>  	<p>We will be looking at the bonfire night and talking about how during this time of the year we will see and hear lots of fireworks. Explain how fireworks are used for celebrations such as Eid, Diwali, Christmas, bonfire night etc. Children to sit in a circle and share their stories if they have seen fireworks with their families and what they were celebrating.</p> 
<p>The children will be continuing to be immersed in letter s activities. We will be writing s in the sand, finding things in the tray that begin with s, spotting the letter sound around our Nursery.</p>		

Weekly Overview of Learning

Year Group: Nursery Week beginning: 30/10/23

Every **Tuesday**, you will see the weekly overview that sets out our learning for the week on the learning section of our school website. This is the work that children will be doing in school. If there are any questions, please email your child's class teacher

		
---	--	--

	Monday	Tuesday	Wednesday	Thursday	Friday
Session 1	<p>Recap on the s sound. Children to practice forming and writing the letter s on whiteboards. Encourage the children to sort the objects in to things that begin with s and are not s.</p>	<p>Share the twinkle story about fireworks with the children. Ask the children if they can remember how to stay safe when watching fireworks.</p>	<p>Make a firework Adult to model how to make a firework using cello tape, colored paper and glue. Step by step show the children how to make a rocket.</p> 	<p>Flashcard numbers they children have learnt so far. Children to go on a number hunt. Tell the children that there are numbers from 1-4 hiding in the classroom and outdoor garden. Can the children recognize the numeral or say the number that is in the five frames and tell a teacher</p>	<p>Children to sit in a circle and give each child a whiteboard. Give the children their name cards and children have to copy their name. Assess which children can independently write their names and which children require further support</p>

Weekly Overview of Learning

Year Group: Nursery Week beginning: 30/10/23

Every **Tuesday**, you will see the weekly overview that sets out our learning for the week on the learning section of our school website. This is the work that children will be doing in school. If there are any questions, please email your child's class teacher

Session 2	Holiday news. Circle time, children speak when they have the panda otherwise they need to show good listening.	Show children flashcards numbers from 1-5. Sing Five little rockets standing in a row. Show children how to count five rockets with 1 to 1 correspondence. Introduce the number of the week 4 and ask children to come and place 4 groups of objects in a 5 frame i.e. 4 teddy bears, 4 shells, 4 counters, 4 spiders etc.	PD – Firework PE dance Children to copy the actions and movements to the song. Talk about heart rate before and after the exercise and how exercise can make you feel good.	Sing the Monster phonic S song and play the Tricky witches Super silly soup game on IWB.	Recap on the week. Ask the children to think about what they have enjoyed doing this week? Have they made a new friend? Has someone been kind to them or have they been kind to another child or adult in the class?