

# Weekly Overview of Learning

**Year Group: Nursery**    **Week beginning: 06/11/23**

Every **Tuesday**, you will see the weekly overview that sets out our learning for the week on the learning section of our school website. This is the work that children will be doing in school. If there are any questions, please email your child's class teacher

## Reminders

Please make sure that all jumpers, coats, cardigans, water bottles and book bags are named.

Please check Tapestry regularly as we will be sending out reminders, homework and information using Tapestry. See Mrs. McCarthy if you are still unable to access.

Please remember to send in your child's book bag on their book bag day only. This is the day that they will be listened to and books will be changed.

This half term our topic is: Sparkle and Shine


### Personal and social

This week we will be talking about why people wear poppies and why they are special. The children will have the chance to buy a poppy and make their own poppy craft inside and in the garden.



### Communication and language

This week we will be focusing on Diwali. We will be reading this story about Diwali.



You can listen to the story by clicking here  
[https://www.youtube.com/watch?reload=9&v=I\\_Gjf4U\\_4W08](https://www.youtube.com/watch?reload=9&v=I_Gjf4U_4W08)

### Physical development

This week we will be helping the children to strengthen their fine motor skills by learning to fold paper like a concertina to make a candle for Diwali. We will also be using pegs to match to the number on the Diya.

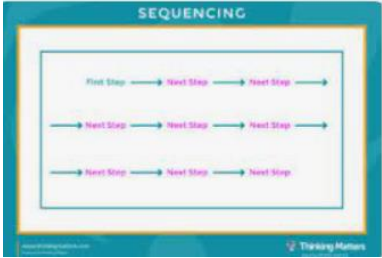




The PE coach will be in working with the children on bouncing and catching the balls outside in small groups.

# Weekly Overview of Learning

Year Group: Nursery      Week beginning: 06/11/23


Every **Tuesday**, you will see the weekly overview that sets out our learning for the week on the learning section of our school website. This is the work that children will be doing in school. If there are any questions, please email your child's class teacher

	<p><b>This week's vocabulary:</b>  <b>Diwali, festival of light, Lakshmi, Diya, music, cleaning, family, remembrance, poppy, full, finished, more</b></p>	
<p><b>Literacy</b></p>	<p><b>Maths</b></p>	<p><b>Topic/UTW/EADD</b></p>
<p>We will be reading the Diwali story and introducing the children to a sequencing frame to understand the 5 days of Diwali.</p> 	<p>This week the children will be sorting and talking about collections of objects. They will be looking at similarities and differences and sorting the objects in a variety of ways.</p> 	<p>We will be learning about Diwali and the 5 special days of celebration. The children will have the chance to dress up in some lovely clothes and learn about Lakshmi.</p> <p style="text-align: center;"><b>EADD</b></p> <p>The children will make their own Diwali lanterns and Diwali cards to give to their families. We will also be looking at Mehndi and making some Rangoli patterns,</p>
<p>We will be continuing to develop the children's listening skills getting them ready for the letter sounds. We shall be thinking about alliteration and words that start with the same sound such as 'bouncing ball' and 'lovely lamps'.</p>	<p>The children will also be continuing to talk about 5 frames and uniting (filling a group and completing it) using the language of full, more and finished.</p>	

# Weekly Overview of Learning

Year Group: Nursery      Week beginning: 06/11/23

Every **Tuesday**, you will see the weekly overview that sets out our learning for the week on the learning section of our school website. This is the work that children will be doing in school. If there are any questions, please email your child's class teacher



	<b>Monday</b>	<b>Tuesday</b>	<b>Wednesday</b>	<b>Thursday</b>	<b>Friday</b>
Session 1	<p>Talk about the celebration of Diwali. Explain that Diwali is a Hindu celebration that takes place in October or November. Show the children the <a href="#">Diwali lamps video</a> and display the <a href="#">Diwali lamps picture cards</a>.</p> <p>Talk about how people light little oil lamps called divas during Diwali. Model</p>	<p>Phase 1 phonics – Alliteration. Show the children some objects and ask them to say what they are. Can they hear what it starts with, look at the other objects in the circle, can they find another object that starts with the same?</p> <p>Emphasis the sounds and try and think of as many words with the</p>	<p>Recap on the book and remind children that Diwali takes place over 5 days.</p> <p>Introduce the sequencing frame to the children and say that we are going to think about the 5 days of Diwali.</p> <p>Support the children in sequencing the pictures from the book</p>	<p>Maths – Sorting and classifying.</p> <p>Have a selection of objects and ask the children if they can look at and talk about what is the same/different. Can they collect the objects that are the same? How could we sort the objects. Ask the children to suggest ideas and then sort</p>	<p>UTW – Remembrance day.</p> <p>Show the children the poppies that they have been buying/wearing all week.</p> <p>Why have we been wearing poppies.</p> <p>Explain to the children that the poppies are a sign of hope and that we wear them to remember the soldiers</p>

# Weekly Overview of Learning

Year Group: Nursery      Week beginning: 06/11/23

Every **Tuesday**, you will see the weekly overview that sets out our learning for the week on the learning section of our school website. This is the work that children will be doing in school. If there are any questions, please email your child's class teacher

	<p>how to make a diva lamp out of air drying, modelling clay and provide each child with clay and clay tools to make their own diva lamp.</p>	<p>same alliterative sound.</p> <p>Sensory room Listening to environmental sounds, can they guess what it is. Phase 1 activity.</p>	<p>and talking about things that happens. Use props to make a physical sequencing frame as well as recording on schools one.</p> <p>Leave the pictures and the props on the carpet for the children to sequence themselves.</p>	<p>accordingly. Is there another way? E.g. red and not red, conkers, pine cone and leaves, things to do with poppy day and things to do with Diwali.</p> <p>Talk about how collections of objects can be sorted in more than different ways. Encourage children to explain their reasons.</p>	<p>who died in the wars. The money that is made by selling the poppies goes to help other soldiers.</p> <p>Watch the CBeebies remembrance day clip and ask the children to talk about how the music made them feel.</p>
Session 2	<p>Read the story Diwali with the children and talk about the pages. Stop and ask the children if they have done any of this at home. Ask Mrs. Lavanya to talk about how she prepares to celebrate Diwali.</p>	<p>Fine motor and EAD – give each child a strip of paper, show them how to fold the paper into a concertina to make a candle. Stick onto another piece of paper and get the children to draw/stick the flame on. Leave on the Art table for tomorrow.</p>	<p>Read the story of Rama and Sita using the props and link to the 5 days of Diwali in the story read.</p>	<p>Listen to some Indian music and show the children a clip of people dancing whilst celebrating Diwali. Encourage the children to get up and copy and dance their own Diwali dance with their friends.</p>	<p>Reread the Diwali story and show the sequencing frame. Ask children if they have already started to prepare and what they have done. Wish a happy Diwali and sing the Rama and Sita song which tells the story of the Hindu Diwali.</p>