





Weekly Overview of Learning

Year Group: Nursery Week beginning: 06.02.23

Every **Tuesday**, you will see the weekly overview that sets out our learning for the week on the learning section of our school website and on Google Classroom. This is the work that children will be doing in school. Home learning will be set on Tapestry every **Thursday** and this should be completed and uploaded to Tapestry by **Monday** morning. If there are any questions, please email your child's class



Reminders
<p>School breaks up for half term on Friday. Keep checking Tapestry for observations and important notices and requests. Please remember to send the book bag in on just your child's book bag day only.</p>

This half term our topic is: Traditional tales.		
Personal and social	Communication and language	Physical development
<p>As part of Children's mental health week we will be encouraging children to talk about their feelings such as happy, sad, angry or worried.</p> <div style="text-align: center;">  </div> <p>Daily children to come in and tell an adult which monster they are feeling like and teacher to record on display. Ask children again at the end of the session and see if anyone is feeling different.</p>	<p>This week we are talking about our feelings and reading the story The colour monster by Anna Lenas.</p> <div style="text-align: center;">  </div> <p>Please find a link to listen to it here: https://www.youtube.com/watch?v=W6wIEp-M4tg</p> <p>To talk about people they love and why.</p> <hr/> <p>This week's vocabulary: Feelings, emotions happy, sad, angry, fear, calm</p>	<p>Scissor skills – This week we shall be making flowers using snips to give to someone special to us.</p> <div style="text-align: center;">  </div> <p>Continue to encourage children to put on their coats and start to learn to do their zips up independently.</p> <div style="text-align: center;">  </div>

Weekly Overview of Learning

Year Group: Nursery Week beginning: 06.02.23

Every **Tuesday**, you will see the weekly overview that sets out our learning for the week on the learning section of our school website and on Google Classroom. This is the work that children will be doing in school. Home learning will be set on Tapestry every **Thursday** and this should be completed and uploaded to Tapestry by **Monday** morning. If there are any questions, please email your child's class

Literacy	Maths	Topic/UTW/EADD
<p>We will have lots of activities in Nursery this week that will encourage the children to do some early writing such as shopping lists, listing the minibests they can see, go on a sound hunt in the garden with a clipboard.</p>	<p>Talking about positional language such as next to, underneath, on top of, in front of.</p> <p>Children will have a treasure hunt to find the different colour monsters e.g. it is on top of the board, it is next to the sandpit.</p>	<p>We will be selecting resources from the Art area to make our very colour monsters and painting.</p>
<p style="text-align: center;">  </p>		
<p>To listen to and recognise rhyme. Make their own rhyming soup by choosing words that rhyme.</p> <p>We will be singing lots of nursery rhymes and emphasizing the rhyming words.</p>		<p>Singing songs about feelings and encouraging the children to join in with the words and actions.</p>

	Monday	Tuesday	Wednesday	Thursday	Friday
Session 1	<p>PSED</p> <p>Show children a range of images showing different emotions. Ask children to show on their faces the different emotions.</p>	<p>Aspect 4 – Monster phonics rhythm and rhyme.</p> <p>Activity 4 – Tricky witches rhyming potions.</p>	<p>Maths – set up a small world play in the middle of the circle.</p> <p>Ask children to describe where the monsters are</p>	<p>UTW – Valentines day and people we love.</p> <p>Tell the children that next week is a day called Valentines day and they may see lots</p>	<p>Phonics.</p> <p>Recap on all the sounds that we have already taught in Nursery.</p>

Weekly Overview of Learning

Year Group: Nursery Week beginning: 06.02.23

Every **Tuesday**, you will see the weekly overview that sets out our learning for the week on the learning section of our school website and on Google Classroom. This is the work that children will be doing in school. Home learning will be set on Tapestry every **Thursday** and this should be completed and uploaded to Tapestry by **Monday** morning. If there are any questions, please email your child's class

	<p>Give children some scenarios e.g. when someone is kind to you and is your friend or when someone is mean to you or you're not allowed the sweets/toy in the shop how do you feel?</p> <p>Show the colour monster pictures and talk about what emotion they represent.</p> <p>Happiness – yellow Sadness – blue Anger – red Fear - black</p> <p>Read the story 'colour monsters and talk about each emotion.</p> <p>Around the room have a picture of the colour monsters and ask the children to close their eyes and think about how they are feeling. Children to go and stand by the colour of their emotion. Note the children that are feeling sad and talk about how we can help them feel happy.</p>	<p>Watch the rhyming potions PowerPoint and find the rhyming words.</p> <p>Show children a cauldron and have some objects which rhyme. Children to come up and put in their own rhyming words</p>	<p>e.g. Tricky witch is on top of the board</p> <p>Black cat is under the table.</p> <p>Get the children to do actions so that they embed the positional vocabulary.</p> <p>Explain the treasure hunt that the children can do during play to learn session.</p> <p>Watch the 'Where is the ghost' PowerPoint to consolidate.</p>	<p>of hearts and flowers in the shops.</p> <p>Ask children to think of someone they love and why. Teacher to scribe some ideas on heart and leave on the wall. Leave some spare and children can come and draw the person they love or ask an adult to help them write.</p>	<p>Play what is in the treasure box and ask the children to pull out an object, say the word and say what sound they can hear at the beginning. Can they hear any other words that begin with that sound?</p> <p>Continue and adult to write the letter to show the children the grapheme.</p>
--	--	---	---	---	--

Weekly Overview of Learning

Year Group: Nursery Week beginning: 06.02.23

Every **Tuesday**, you will see the weekly overview that sets out our learning for the week on the learning section of our school website and on Google Classroom. This is the work that children will be doing in school. Home learning will be set on Tapestry every **Thursday** and this should be completed and uploaded to Tapestry by **Monday** morning. If there are any questions, please email your child’s class

<p>Session 2</p>	<p>Listening and attention. Circle time – Read Pip/Pop’s diary with the children.</p> <p>Children to sit in circle and use pip/pop to pass round. Children to listen carefully to children whilst their share their weekend news. Ask children 1 question to check their understanding.</p> <p>Use starter</p> <p>At the weekend I...</p>	<p>Sing the colour monster songs. Use the instruments when singing song and see if some instruments sound happy/cheerful and others sad/somber.</p>	<p>Cosmic yoga. Talk about yoga and meditation to help keep calm. Tell children that it is a great way of calming down if feel sad or worried.</p> <p>Put on Cosmic Yoga and ask the children to join in.</p> <p>Talk about how they feel afterwards. Do they feel better?</p>	<p>Sing nursery rhymes and emphasis the rhyme. Ask the children to think of other words that rhyme and could be used instead.</p>	<p>Read back the colour monster story and talk about each emotion. Ask children to put hands up if they are happy/sad and ask other children to think of ideas we could help people who are feeling sad.</p>
------------------	---	---	---	---	--