

Weekly Overview of Learning

Year group: Reception Week beginning: Monday 18th December 2023

Every **Tuesday**, you will see the weekly overview that sets out our learning for the week on the learning section of our school website. This is the work that children will be doing in school. Home learning will be set on Tapestry every **Thursday** and this should be completed and uploaded to Tapestry by **Monday** morning. If there are any questions, please email your child's class teacher.

Reminders





There is information on the holiday homework on Tapestry. Please speak to the class teacher if you are unable to access Tapestry for any reason. The term is finishing at 1pm on Thursday 21st December.

This half-term our topic is: Marvelous Machines
The focus story this week is: Stick Man by Julia Donaldson



Moonster
Phonics

Week 11 (end) /Week 12(beginning)	Monday	Tuesday	Wednesday	Thursday	Friday
---	--------	---------	-----------	----------	--------

<p><u>LI: We are learning to blend sounds to read ar words.</u> We will review previous learning by reading ar flashcards.</p> <p>We will then read the 'Jack Went Up' PowerPoint/eBook which tells the story of Jack and the Beanstalk. The adult will read the cream sections with the children. (The white sections are for an adult to read.) We will find words containing ar in the book</p> <p>We will then practise writing the ar words on our whiteboards: hard car cart farm farmyard market park bark start harp sharp</p> 	<p><u>LI: We are learning to segment sounds to spell ar words.</u> We will review previous learning by segmenting to spell harp, farm, cart, bark.</p> <p>My turn: The teacher will model how to write a sentence from the story: I go to the market. Our turn: Together we will write another sentence: I go to the farm. Finally the children will write a sentence for the story independently: I am a harp.</p> 	<p><u>LI: We are learning to segment sounds to spell ar and oo words.</u> We will review previous sounds by reading ar and oo flashcards.</p> <p>Phonics art: Today we will use the correct colour pens (blue, black and gold) to create our own flash cards and art work. We will write lots of ar words and oo words from the story we have been reading. We will display them in our classroom.</p> 	<p><u>LI: We are learning to blend sounds to read high frequency words.</u> We will use the buried treasure powerpoint to practise reading words we have been learning this term.</p> <p>We will then listen to the Tricky Witch ar song.</p> <p>Finally we will use My turn, Our turn, Your turn to write sentences about the ar song: I will go soon. I will get you. You are a star. Her broom is big.</p> 	<p>School Holiday</p>
--	---	--	--	-----------------------

Literacy

Book: Stick Man by Julia Donaldson

Writing task: To write our own messages to each other. (independent writing, evidence on Tapestry)

<p><u>Monday</u></p> <p>Message Centre activities – There’s something in my shoe game. The adult will pretend there is something in their shoe. It is a secret message! The children can then come and write their own secret messages and put them in their shoes too.</p>	<p><u>Tuesday</u></p> <p>Message Centre activities – What I’m Having for Lunch game. The adult will write a symbol on masking tape and stick it on their jumper. They will tell the children that this is the symbol to show that they are having for lunch. Can they guess what the symbol means? E.g. it could mean the adult is having the vegetarian option today at lunchtime. Encourage the children to write the symbol to show they are having vegetarian too, or they can create their own symbol to show they are having one of the other options.</p>	<p><u>Wednesday</u></p> <p>Message Centre activities -The Secret Sock game. There will be a secret sock hidden in the classroom, with a message inside (e.g. symbol or a numeral). The adult finds it, notices the secret sock and wonders what might be inside the secret sock. The adult will then ask “I wonder what’s in your secret sock?” The children will then want to write and go and put messages in their secret sock</p>	<p><u>Thursday</u></p> <p>Message Centre activities - Hold Up! Wait a Minute activity. In the middle of a class discussion, the adult will say “hold on, wait a minute, something isn’t right!” and the adult will go and look under the carpet/table and find a hidden symbol/word. Our children will then start to write their own symbols and words and hide them for each other to find around the room, inside and outside.</p>	<p>School Holiday</p>
---	--	---	--	-----------------------

Theme: Christmas Counting!

Monday

L1. We are learning to count up to 10 objects accurately.

Activity: The adult will demonstrate how to play games, e.g. Hungry Hippos. The adult will model how to count carefully and record the score. The children will play together, counting the number of marbles their hippo has eaten.

Vocabulary:

Numbers from zero to ten.

More

Less/fewer

Key Questions:

What did you score? What did your friend score? How do you know? Who scored more? Who scored fewer?



Tuesday

L1. We are learning to match numerals with numbers correctly.

Activity: We will play a snowball throwing game. We will throw a "snowball" in different buckets labelled 1-5. We will then record our scores. The adult will model how to carefully throw the snowball, then record the score on a clipboard. The children will then play together, recording their scores on clipboards also.

Vocabulary:

Numbers from 1-5, more, less, fewer.

Key Questions:

What did you score? What did your friend score? How do you know? Who scored more? Who scored fewer?

Wednesday

L1. We are learning to subitise beyond 3.

Activity: We will learn how to play dominoes. The adult will model how to identify the amount of dots and join it to another domino with a matching number of dots. Then the children will play together, making a long path of dominoes.

Key vocabulary:

Subitise, zero, number names from 0-10, match

Key Questions:

How many can you see?

How do you know?

Thursday

L1. We are learning to identify numbers from 1-10.

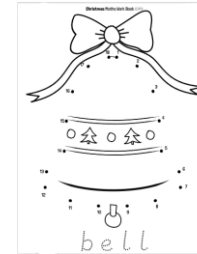
Activity: We will learn how to complete dot to dot activities today. The adult will model how to find number 1. look for the next number, then carefully draw a line. The children will then select their own images to complete.

Key vocabulary:

Number names from 1-10, one more, next

Key Questions:

Which number will be next? How do you know?



Friday

Some of the other opportunities for learning inside or in the outside area (based on pupil needs and interests):

L1. We are learning to take turns in conversations.

Activity 1: Small World school and village



L1. We are learning to use share and work with others to solve difficulties when they arise.

Activity 2: Making our own stick man and our own stick man stories.



Creating and Thinking Critically

Children have and develop their own ideas, make links between ideas and develop strategies for doing things.



Challenge: We use characteristics of effective teaching and learning to challenge the children in our setting.

Challenge for this week: Create your own Christmas decorations at the art table.