

Weekly Overview of Learning

Year Group: 2 Week beginning: 18.12.23









Every Tuesday, you will see the weekly overview that sets out our learning for the week on the learning section of our school website and on Google Classroom. This is the work that children will be doing in school. If there are any questions, please email your child's class teacher

	Monday	Tuesday	Wednesday	Thursday	Friday
English Reading and Writing	<u>LI: We are learning to retell a real-life event.</u>	<u>LI: We are learning to compose an acrostic poem.</u>	<u>LI: We are learning to identify what New Years is.</u>	<u>LI: We are learning to describe significant features of Christmas.</u>	School Closed
Speaking and Listening Focus	We are learning to listen and respond to peers.	We are learning to convey meaning through word choice.	We are learning to make contributions at appropriate times.	We are learning to demonstrate a wider vocabulary.	
Key vocabulary and Key Blooms higher order thinking questions	<p>Key Vocabulary: Event Real Chronological order Adjectives</p> <p>Key Questions: What does chronological order mean? What did the elf do first? What has been your favourite thing that your elf has done?</p>	<p>Key Vocabulary: Poem Rhyming words Acrostic</p> <p>Key Questions: What is an acrostic poem? Do all poems have to rhyme? How can we make this poem interesting to read?</p>	<p>Key Vocabulary: New year Celebration Global</p> <p>Key Questions: What is New Years? Why do people celebrate New Year's Eve? What is a New Years resolution?</p>	<p>Key Vocabulary: Significant Important Features Christmas</p> <p>Key Questions: What items are significant to Christmas? How can we describe these nouns in a more interesting way?</p>	
Activities	<p>Today, we are learning how to retell a real-life event.</p> <p>The event we are focusing on is what our classroom elves have</p>	<p>In this lesson, the children will be composing acrostic poems about Christmas.</p> <p>We will begin by recapping what an acrostic poem is.</p> <p>Children will then have</p>	<p>Today, we will be focusing on New Year - what it is, why people celebrate it and how different people celebrate it in different ways around the world.</p> <p>We will begin by discussing if the children have celebrated</p>	<p>In this lesson, we will be recap what an adjectives and expanded noun phrase are.</p> <p>We will then discuss significant features/ nouns associated with Christmas. For example:</p>	

Weekly Overview of Learning

Year Group: 2 Week beginning: 18.12.23

Every Tuesday, you will see the weekly overview that sets out our learning for the week on the learning section of our school website and on Google Classroom. This is the work that children will be doing in school. If there are any questions, please email your child's class teacher



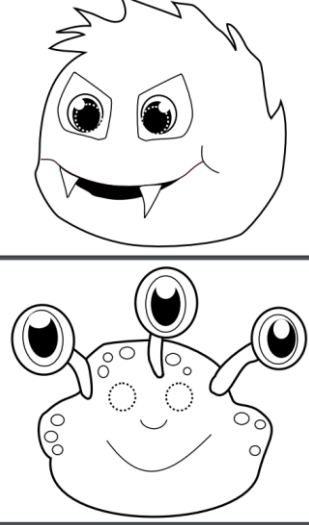

	 <p>been up to.</p> <p>Each day, our elves have been showing up in different places in the classroom and leaving us different surprises.</p> <p>We are going to retell this using the days of the week and descriptive language.</p> 	<p>ownership over what word they would like their acrostic poem to be based on.</p> <p><u>Acrostic Poem</u></p> <p>C H R I S T M A S</p> <p>We will discuss different ideas and how to use the Christmas words make the poem.</p> 	<p>New Years before and what their families do.</p> <p>We will then look at how people from around the world celebrate.</p>  <p>Finally, we will look at what New Years resolutions are and how to make them.</p> <p>The children will then make their own resolutions.</p> <p>Once the children have done this, they will make New Years cards.</p> 	<p>-Christmas trees. -Reindeers -Santa</p> <p><u>Christmas Tree Adjectives</u></p>  <p>Children will work in groups to describe these significant features of Christmas.</p> <p><u>Reindeer Adjectives</u></p>  <p><u>Santa Adjectives</u></p>  <p>The children will then write their own Christmas descriptions using the adjectives collected.</p>	
--	--	---	--	--	--

Additional Literacy Learning	Lesson 1	Lesson 2	Lesson 3	Lesson 4	Lesson 5
Phonics	<u>Noughts and crosses/ 3 in a row</u>	<u>Play Monster Races</u>	Monster Masks	Christmas Cards	School Closed

Weekly Overview of Learning

Year Group: 2 Week beginning: 18.12.23

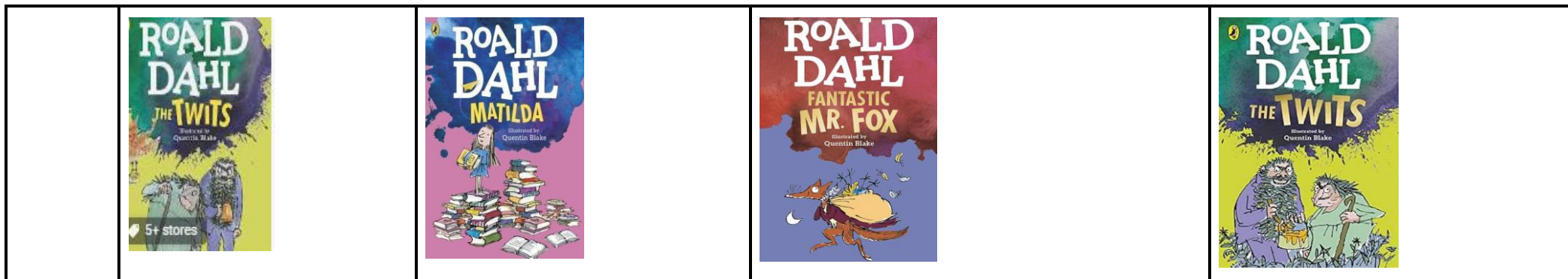
Every Tuesday, you will see the weekly overview that sets out our learning for the week on the learning section of our school website and on Google Classroom. This is the work that children will be doing in school. If there are any questions, please email your child's class teacher

	<p>On the IWB or large piece of paper draw a noughts and crosses grid (9 squares). Split the children into two teams give each team a different coloured pen. Tell a member of the first team a grapheme can they write the grapheme in the grid? Once they have written it they say the sound and show the other children the action. Take turns till a team gets 3 in a row.</p>	<p>Using the monster race templates print out and write graphemes that you are focussing on the tracks. Let the children choose their favourite monster character as their counter.</p> <p>Children roll a dice and move that number of steps forward. To stay on the step, they land on children must read the grapheme. If they don't know the sound they move back one place.</p> <p>This board game could be used for CVC words, HFW or CEW practice.</p> 	<p>Children to create Monster Phonics masks.</p> 	<p>Children to create a Christmas poster for their favourite monster phonics character.</p> 	
<p>Class Text – Reading Aloud 10-15 mins each day</p>	<p>Aspen Class –</p>	<p>Chestnut Class</p>	<p>Pine Class</p>	<p>Sycamore</p>	

Weekly Overview of Learning

Year Group: 2 Week beginning: 18.12.23

Every Tuesday, you will see the weekly overview that sets out our learning for the week on the learning section of our school website and on Google Classroom. This is the work that children will be doing in school. If there are any questions, please email your child's class teacher

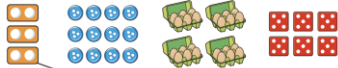







Maths	Lesson 1	Lesson 2	Lesson 3	Lesson 4	Lesson 5
	<p><u>LI: We are learning to explore the link between multiplication and repeated addition.</u></p>	<p><u>LI: We are learning to understand the language of “lots of” and “multiplied by” (over two days).</u></p>		<p><u>LI: We are learning to investigate how unequal groups can be made equal.</u></p>	School Closed
<p>Key vocabulary and key questions</p>	<p>Key Vocabulary multiplication repeated addition groups counting add</p> <p>Key Question • Is repeated addition always the most efficient method? Why? • What does the multiplication symbol look like?</p>	<p>Key Vocabulary multiplication lots of multiplied by groups of</p> <p>Key Questions What can you see in the picture? • How many equal groups can you see? How many are in each group? • What does the symbol mean? • What do the numbers represent?</p>		<p>Key Vocabulary equal unequal groups counting make</p> <p>Key Question • Are the groups equal? • How do you know if a group is equal or not equal to another group? • How can you make these</p>	

Weekly Overview of Learning

Year Group: 2 Week beginning: 18.12.23

Every Tuesday, you will see the weekly overview that sets out our learning for the week on the learning section of our school website and on Google Classroom. This is the work that children will be doing in school. If there are any questions, please email your child's class teacher

	<ul style="list-style-type: none"> How else can you write this repeated addition number sentence? 		groups equal?	
<p>Activities</p>	<p>In this small step, children are introduced to the symbol for multiplication (\times) and make the link between multiplication and repeated addition.</p> <p>Match the pictures to the labels. The first one has been done for you.</p>  <p>4 lots of 6 6 lots of 5 3 lots of 2 3 lots of 4</p> <p>Complete the sentences to describe the equal groups.</p>  <p>There are _____ equal groups with _____ in each group.</p> <p>_____ + _____ + _____ = 24</p> <p>_____ \times _____ = 24</p>	<p>In this small step, children continue to develop their understanding of the multiplication symbol in calculations, but now with more emphasis on finding the answers. This step mainly uses pictures to support understanding and the language of "lots of" and "multiplied by". These should be used alongside the multiplication symbol to help develop children's familiarity with the symbol. Children identify the multiplication number sentences and draw pictures that represent them or express them as word problems.</p> <ul style="list-style-type: none"> Complete the sentences to match the picture.  <p>_____ lots of 3 = 12</p> <p>_____ multiplied by _____ = 12</p> <p>_____ \times _____ = 12 Complete the sentences to match the pictures.  <p>_____ lots of _____ = _____</p> <p>_____ multiplied by _____ = _____</p> <p>_____ \times _____ = _____ <ul style="list-style-type: none"> Complete the sentences to match the pictures.  <p>_____ lots of _____ = _____</p> <p>_____ multiplied by _____ = _____</p> <p>_____ \times _____ = _____ </p></p></p>	<p>In this lesson, children will go over the different ways unequal groups can be made equal through word problems.</p> <p>Match the pictures to the labels.</p>  <p>5 groups of 4 2 groups of 2 4 groups of 5 3 groups of 3</p>	

Weekly Overview of Learning

Year Group: 2 **Week beginning: 18.12.23**

Every Tuesday, you will see the weekly overview that sets out our learning for the week on the learning section of our school website and on Google Classroom. This is the work that children will be doing in school. If there are any questions, please email your child's class teacher

Homework



Homework is set on a **Thursday** and due back on a **Monday** and is set in the orange homework book.

Reading and spelling.

Reading

Please read for at least 20 minutes every day and complete tasks in your reading record or purple task book. Tasks are due and will be changed every **Monday**.

Your teacher will check, mark and sign your work once a week.

Try and login to **Bug Club** and **Reading Eggs**.



Spellings

Please make sure your child's spelling book is in their book bag on their spelling test day.



Maths



Doodle Maths – Log on to your account at least three times this week.

We will be checking to see who has accessed their account the most.

Work to reach your target – are you in the **green** zone yet?

Topic/Other foundation subjects including writing REMINDERS – trips/events/items to bring in

Monday 8th January – Back to school

Please remember to walk your bike or scooter while inside school.

Please remember to collect your child at 1pm on Thursday 21st of December

Happy Holidays!