



Google Classroom

Year 1

Weekly Overview for Online learning Week beginning Monday 4th January.



Wellington Primary

Work is being allocated for you daily on Google classroom.

Ongoing Practice



Reading Eggs



Doodle English
Doodle Spell
Doodle Maths

Tasks have been set for you to complete (see details below in the English section) - can you complete your daily 5 a day? How many doodle stars can you collect?



My Maths - two tasks have been set for you. See the maths section below for more details.



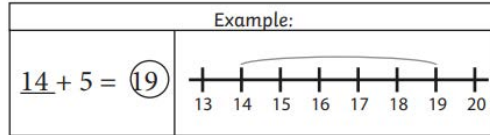
Bug Club - Please see the weekly Bug Club task on Google Classrooms. - How many books can you read this week? Who will read the most in your class?



OxfordOwl - Free online library <https://www.oxfordowl.co.uk/for-home/find-a-book/library-page>

Maths

LI - To add numbers to 20 using a number line.



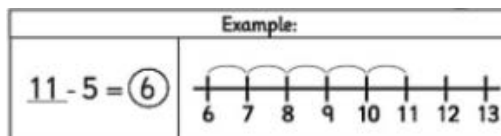
Key words

add more less altogether answer
jump

Key questions:

What number do I start on? How many jumps on the number line to find my answer? Do I jump forward or backwards on the number line?

LI: To subtract numbers to 20 using a number line



Key words

subtract take away left number
jump less

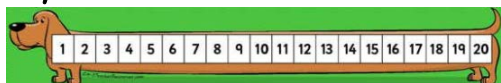
Key questions

Do I jump forward or backwards on my number line?

Will the answer be bigger or smaller?

How can I check my answer?

Key visuals

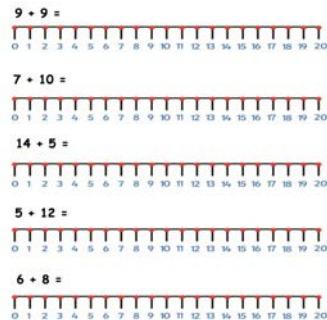


Please complete the maths activities on google classroom.

Task 1:

Please see google classroom for teacher input and audio.

Activity 1:




Complete number line addition worksheet (to 20). On Google Classrooms.

Task 2:

Please see google classroom for teacher input and audio.

Activity 2:

Complete number line addition worksheet (to 30). On Google Classroom



Task 3:

Please see google classroom for teacher input and audio.

Extra challenge:

Can you try these at home using a number line to 30?

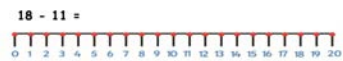
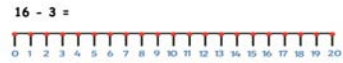
1. $12+10$
2. $18+11$
3. $15+12$
4. $30-19$
5. $30-14$

Email your class teacher or upload your number line work to google classrooms.



Activity 3:

Complete number line subtraction worksheet on Google Classrooms.



Activity 4:

My Maths

1 - Adding and subtracting
Work out:

$4 + 5 =$

$5 + 6 =$

$12 - 2 =$

$8 + 5 =$

$14 - 7 =$

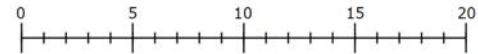
$12 + 3 =$

$16 - 3 =$

$17 - 5 =$

$9 + 9 =$

$19 - 4 =$



Mark it

An addition and subtraction task has been set for you. Use the number line to find the answers to the sums.

Activity 5

My Maths

A counting on and back task has been set for you. Use the number line to count on and bak to find the answers.

Q1 - Counting on and back
Work out these problems.

$3 + 2 = \square$

$2 + 15 = \square$

$6 + \square = 9$

$4 + \square = 16$

$\square + 5 = 6$

$\square + 14 = 18$

$8 - 5 = \square$

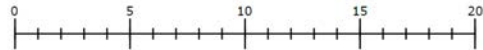
$11 - 6 = \square$

$4 - \square = 3$

$13 - \square = 6$

$\square - 2 = 5$

$\square - 8 = 4$



[12]

Mark

English



This week we will be reading the story **The Dark**

LI - I can write a character's thoughts and feelings.

Children need to use capital letters and full stops in their sentences.



For example - I feel worried.
I think it's so dark.

Key questions:

- What will the story be about?
- How did Lazslo feel? why?
- Can you retell the story? What happened first? What happened at the end?
- What part of the story do you like best?

Please complete the activities on google classroom for all the english tasks.

Task 1:

Please see google classroom for teacher input and audio.

Activity 1:

Write in the speech bubbles about how Lazslo is feeling and what he is thinking.

Word bank

happy sad worried nervous excited angry cross scared



Task 2

Please see google classroom for teacher input.

Activity 2:

Draw a story map of the story.
Here is an example of a story map. (images of what happened in the story)

What is Lazslo thinking?
What will happen next?
What type of character is Lazslo?

Challenge - Try and encourage your child to use 'and' in their sentence.

For example - I feel scared and worried.

Extra challenge - try and use **because**.

I feel scared because it is so dark.

drawn in the correct order.)



Can you add some feeling words next to each image?

Upload your image to google classrooms or email it to your class teacher.

Task 3

Please see google classroom for teacher input.

Activity 3:

Can you write some sentences to describe Lazslo?

Remember to use full stops and capital letters.





Lazslo is a boy.
Lazslo is scared of the dark.

Task 4

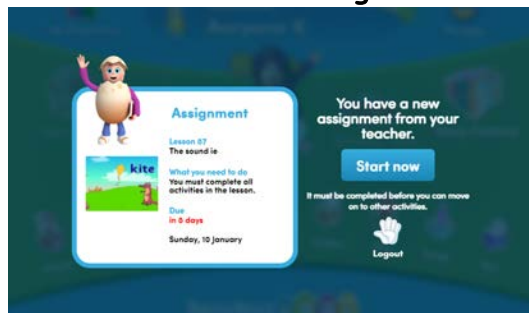


On reading eggs complete the ie sound lesson that has been set for you.

1. Login to your reading eggs.
Click onto the reading eggs icon.



2. Next complete the assignment that has been set for you. **Click on start now to begin.**



Activity 4




Complete the lesson by matching the correct words to the images.

Can you write the ie words down at home using the correct sound buttons.

Task 5

Login to your Doodle English account.

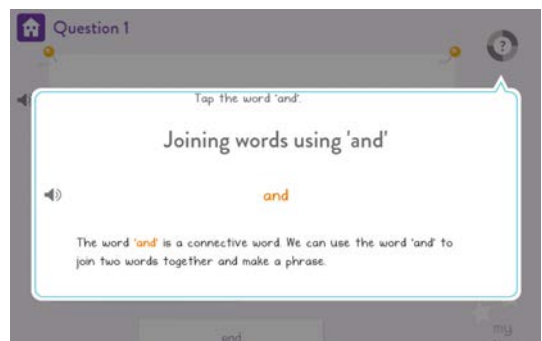


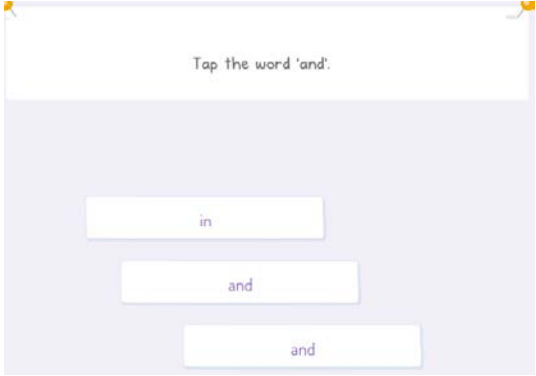

1. Click on  to complete the task assigned.

Activity 5

Complete the using 'and' connective task that has been set for you.

Remember to collect your doodle stars.



		 <p>Challenge Write some sentences using 'and' Either upload your sentences to Google Classrooms or email them to your teacher. Remember to use capital letters and full stops.</p> <p>For example: I like apples and pears. I play football and basketball. I have a dog and a cat.</p>
<p>Phonics</p>	 <p>LI: To read and write phase 5 sounds.</p> <p>Phase 5 focus sounds: ay, ou, ie, ea, oy.</p> <p>Challenge: Can you find any objects in your house with the sounds ay, ou, ie, ea, oy in them?</p>	<p>Phonics</p> <p>Each phonic lesson will be uploaded daily on google classroom. Please see the PowerPoint each day. On each PowerPoint there is audio to listen to the teacher's input.</p> <p>Task 1: ay Input - see google classrooms for teacher powerpoint and audio. Activity 1 -</p>

t r ay



s p r ay



Can you add the sound buttons to the words?



Can you make a list of words and pictures with the ay, ou, ea sounds?

'ay' Sounds

t	q	s	d	h	t	y	e	c	y	a	w
o	e	p	i	s	c	r	k	w	o	i	u
d	h	r	s	t	t	k	a	b	r	q	h
a	t	a	p	r	i	a	z	y	a	w	a
y	u	y	l	a	u	b	y	o	g	t	d
c	b	r	a	e	m	r	a	y	a	r	p
y	k	w	y	l	q	a	l	e	h	j	x
a	f	n	m	z	e	h	y	a	r	t	s
h	i	o	u	e	d	y	o	t	r	u	m
o	s	y	a	w	l	a	w	p	y	v	e
x	j	p	s	v	o	t	g	s	o	a	o
p	l	a	y	o	y	a	l	c	n	f	s

say	way	stray
away	tray	always
play	clay	may
today	pray	stay
hay	spray	display


Find all the ay words in the wordsearch (word search can be found on Google Classrooms)

Task 2: ou

Input - see google classrooms for teacher powerpoint and audio.

Activity 2

On the petals of the flower, write down as many words with the ou sound.

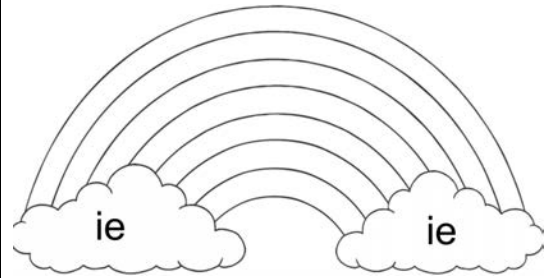


Task 3: ie

Input - see google classrooms for teacher powerpoint and audio.

Activity 3

On the rainbow add as many words with the ie sound.



Task 4:ea







Input - see google classrooms for teacher powerpoint and audio.

Activity 4

Find and Write the 'ea' Words

Write the words and then colour the pictures with an 'ea' sound in them.



 s <input type="text"/>	 r <input type="text"/> d <input type="text"/>	 m <input type="text"/> t <input type="text"/>
 s <input type="text"/> t <input type="text"/>	 b <input type="text"/> d s <input type="text"/>	 l <input type="text"/> f <input type="text"/>

Task 5:oy

Input - see google classrooms for teacher powerpoint and audio.

Activity 5

Write a sentence with the oy sound.

Challenge: include 'and' in your work and two 'oy' words.

Reading -

LI: To read and respond to comprehension questions.



NOWHERE TO GO!





Log in to book club and find the books below (they should already be allocated to you)


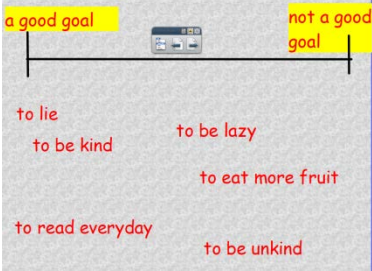

This week you need to read Shrek:
nowhere to go. This has been
assigned to you on BUG CLUB

Once you have read the book answer
the questions on *Google Classrooms*
under the BUG CLUB section.



1. Read the book on Bug Club.
2. On google classroom answer the questions about the book which can be found under the BUG CLUB section.
3. Return the completed reading task.

<p>Topic. Weather.</p>	<p><u>LI - To identify and recognise weather symbols.</u></p> <p><u>Key vocabulary</u> windy cloudy sunny cloudy partly cloudy rain clear snow cold hot</p> <p><u>Key questions</u> What is the weather like today? How is winter's weather different from summer's? What weather do you like? What clothes should you wear in the rain? What clothes should you wear when it is sunny?</p> <p><u>Key Visuals</u></p> 	<p>Input Look at the weather PowerPoint (on Google Classrooms)</p>  <p>To find out about the different weather symbols.</p> <p>Activity Can you identify the weather symbols?</p>  <p>Type what each weather symbol is showing.</p> <p><u>key vocabulary</u> windy cloudy sunny cloudy partly cloudy rain clear snow cold hot</p>
<p>PSHCE</p>	<p><u>LI: To discuss my new year goals.</u></p> 	<p>Input Think about what would be a good goal for 2021. Discuss with an adult at home what would be a good goal for 2021.</p>

	<p>LI: To set a goal for 2021.</p>  <p>What would you like to achieve in 2021?</p> <p>What would you like to get better at?</p>	<p>You could sort these goals into good goals and bad goals to help you.</p>  <p>Activity</p> <p>Draw or insert an image of your new year goal. Look at Miss Strange's example to help you.</p>  <p>Miss Strange would like to eat more fruit and vegetables in 2021.</p> <p>You can either upload an image of your goal to Google Classrooms or email it to your teacher.</p>
<p>Wellbeing/Creative and Fun</p>	<p>Art</p> <p>https://www.youtube.com/watch?v=N3ySpHINTh8&feature=share</p> <p>Watch the video and practice drawing weather symbols.</p> <p>Active</p> <p>Cosmic Yoga - can you complete the cracker the dragon yoga?</p> <p>https://www.youtube.com/watch?v=7NWzS2xziI4</p> <p>keep fit - 9 minute workout video</p> <p>https://www.youtube.com/watch?v=oc4QS2USKmk</p> <p>Project</p>	

Year 1 Project

Next term year 1 will be learning all about the weather.



Can you create a project all about the weather/seasons?

You could...

- Describe all 4 seasons on a poster
- Compare the weather in the UK to your favourite/ or home country using a double bubble map
- Create a non-fiction book all about the weather
 - Record your own weather report as a video

Here are some examples of weather projects:



You can either email your project to your teacher or upload a picture of your project to *Google Classrooms*.