



Google Classroom

Year 1

Weekly Overview for Online learning Week beginning Monday 18th January.



Wellington Primary

Work is being allocated for you daily on Google classroom.

Ongoing Practice



Reading Eggs



Doodle English
Doodle Spell
Doodle Maths

Tasks have been set for you to complete (see details below in the English section) - can you complete your daily 5 a day? How many doodle stars can you collect?



My Maths - two tasks have been set for you. See the maths section below for more details.



Bug Club - Please see the weekly Bug Club task on Google Classrooms. - How many books can you read this week? Who will read the most in your class?



OxfordOwl - Free online library <https://www.oxfordowl.co.uk/for-home/find-a-book/library-page>

Maths

Place Value

Introducing tens and ones

LI: I can recognise tens and ones

Key words

Tens, ones, total, number

Key questions:

How many ones are there in a ten stick?

If we had one ten, how many ones would we need to count to make fourteen?

What about sixteen?

18 has eight tens. Is this true or false?

What can you tell me about how we show 20? Why is this?

Please complete the maths activities on google classroom.

Monday 18th January 2021:

LI: I can recognise tens and ones

Please see google classroom for teacher input.


Extra video to help introduce tens and ones

<https://www.bbc.co.uk/bitesize/topics/z8sfr82/articles/zw4g2nb>



Activity 1:

Using food around the house, try and show how there are tens and 10 ones to make 1 ten. This will help children to understand place value.



Tuesday 19th January 2021:

LI: I can understand tens and ones

Please see google classroom for teacher input and audio.

Activity 2:

Using food around the house, try and

Extra

MyMaths - Place Value - Tens and Ones activity set.



show how there are tens and 10 ones. This will help children to understand place value.



Wednesday 20th January 2021:


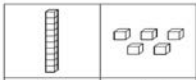
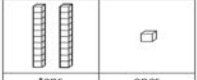
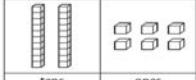


Please see google classroom for worksheet and link to input.

Activity 3:

Please see google classroom for worksheet.

LI: I can recognise tens and ones. Complete the worksheet.

How Many Tens and Ones?

 tens ones	 tens ones
 tens ones	 tens ones
 tens ones	 tens ones

Task 4:

Please see google classroom for worksheet and link to input.

Thursday 21st January 2021:

Please see google classroom for worksheet

LI: I can understand and match the place value cards.

11 10 6 13 18 15

Activity 5

Please see google classroom for worksheet.

Friday 22nd January 2021

Please see google classroom for worksheet

Complete the sums (expanded form)
E.g. $10 + 7 = 17$

Place Value Writing		
number	tens and ones	expanded form
19	__tens __ones	__+__=__
13	__tens __ones	__+__=__
16	__tens __ones	__+__=__
11	__tens __ones	__+__=__
14	__tens __ones	__+__=__
15	__tens __ones	__+__=__

English



This week we will be continuing our story on **The Dark**.
Monday 18th January - Friday 20th January

LI: I can identify and write a set of instructions using time connectives and imperative verbs.

Children need to use capital letters, full stops and time connectives in their work.

Key questions:

- What is a time connective?
- What is bossy vocabulary?
- What are instructions?
- Why do we need instructions?
- What key features does a set of instructions include?

Challenge -

Write a postcard to Laszlo. You can write about how brave Laszlo was of the dark and tell him what you are afraid of.



For example:

Please complete the activities on google classroom for all the english tasks.

Monday 18th January 2021:

Please see google classroom for teacher input and audio.

Activity 1:

LI: I can identify a set of instructions, time connectives and bossy vocabulary.

Sort the instructions in order. Then highlight the bossy vocabulary and time connectives in the text.

Have a look at this video for 'how to brush your teeth':

<https://www.youtube.com/watch?v=hDZXSMU2IAK>

How to Make a Jam Sandwich

What you need:



Second, get a knife and spread the butter on to both sides of the bread.

Finally, cut it in half and enjoy!

First, get two slices of bread.

After, place one side of the bread on top of the other.

Third, spread the jam on both sides of the bread.

Tuesday 19th January 2021:

Please see google classroom for teacher input and audio.

Activity 2:

LI: I can write a set of instructions using time connectives and bossy vocabulary.

Dear lazlo,
You were so brave facing your fears.
My fear is I am scared of spiders.

Can you explain why Laszlo was
brave?
What are you afraid of?

Can you create a poster or video
explaining how to wash your hands?
Remember to use time connectives.



Upload your work to google classrooms
or email it to your class teacher.

Word bank:

first, second, third, then, next, after,
finally

Wednesday 20th January 2021

Please see google classroom for
teacher input.

Activity 3:

What could we make for Lazslo to use
to help him in the dark? We could
create a torch or a lantern. Be as
creative as you like. Try and create
your torch or lantern.

Here is a video on how to create a
lantern:

<https://www.youtube.com/watch?v=CeZKYGmuZnO>



Please take a photo of your work and upload it to google classroom or send it to your class teacher

Thursday 21st January 2021

Please see google classroom for teacher input.

Activity 4:

LI: I can write a set of instructions using time connectives and bossy vocabulary.

Can you write a set of instructions on how you made your torches or lanterns for a friend.

You will need:

Remember to use time connectives.

Upload your work to google classrooms.

Friday 22nd January 2021

LI: I can write a set of instructions using time connectives and bossy vocabulary.

Can you write a set of instructions to help Laszlo get from his bedroom to the basement using his torch or lantern.

Please do your work on google classroom or email it to your teacher..

Phonics

Phase 5 Sounds



LI: To read and write phase 5 sounds.

Phase 5 focus sounds:

a-e, e-e, i-e, o-e

Challenge 1:

<https://www.phonicsplay.co.uk/resources/phase/5/dragons-den>

Click on Phase 5 then click on the split digraph you want to practice



Phonics

Each phonic lesson will be uploaded daily on google classroom.

Task 1: a-e


Input - see google classrooms for link and worksheet.

Activity 1 -

Fill in the gaps with a-e sounds.

Target: to identify and use the 'a-e' split digraph sound

Write in the words to the pictures below



Task 2: a-e

Input - see google classrooms for link and worksheet.

Activity 2

To identify and use the 'a-e' split digraph sound.

Find the 'a-e' Words

Highlight the 12 'a-e' words and then write the words below.

day	game	pay	gate
save	liquid	gave	snake
brave	made	train	name
grape	say	flame	chain
wait	cake	stray	plate

Task 3: e-e

Input - see google classrooms for link and worksheet.

Activity 3

To identify and use the 'e-e' split digraph sound.

Spot the e-e in the postcard, you can highlight the words or write them below



Task 4: i-e

Input - see google classrooms for link and worksheet.

Activity 4

To identify and use the 'i-e' split digraph sound.

Target: to use i-e split digraphs

Write the word to label the pictures below

 -----	 -----	 -----
 -----	 -----	 -----
 -----	 -----	 -----
 h _____	 -----	 -----









Task 5: o-e

Input - see google classrooms for link and worksheet.

Activity 5

To identify and use the 'o-e' split digraph sound.


Target: to identify and use the 'o-e' split digraph sound

 -----	 -----	 -----
 -----	 -----	 -----
 -----	 -----	 -----
 -----	 -----	 -----
 -----	 -----	 -----

<i>bone</i>	<i>cone</i>	<i>mole</i>	<i>phone</i>	<i>home</i>
<i>snake</i>	<i>note</i>	<i>nose</i>	<i>mate</i>	<i>job</i>
<i>house</i>	<i>globe</i>	<i>case</i>	<i>lane</i>	<i>envelope</i>

Reading -

LI: To read and respond to comprehension questions.




This week you need to read: Brave Little Beasts.

This has been assigned to you on BUG CLUB

Once you have read the book answer the questions on Google Classrooms under the BUG CLUB section.

Log in to book club and find the books below (they should already be allocated to you)



1. Read the book on Bug Club.
2. On google classroom answer the questions about the book which can be found under the BUG CLUB section.
3. Return the completed reading task.

Topic
Weather

LI - I can express my opinion about different seasons.

Key vocabulary

Spring, Summer, Autumn, Winter,
chilly, cold, warm, rainy, sunny,
cloudy

Key questions

What is the weather like in summer?

What do you wear in summer?

Would you wear a jumper in summer? Why not?

Would you wear a t-shirt in winter? Why not?

Challenge: write what you usually wear in each season

Input:

See google classroom for seasons powerpoint.



Please write about each season and what the weather is like in each season.

Example: This picture is in the summer season where the weather is warm and sunny. We usually wear t-shirts and sunglasses. Use the word mat to help you on page 2.

Weather

Please write about each season and what the weather is like in each season.
Challenge: write what you usually wear in each season

Example: This picture is in the summer season where the weather is warm and sunny. We usually wear t-shirts and sunglasses. Use the word mat to help you on page 2. |

If you cannot edit on Google doc, you can write about each season and send it to your teacher via Google classroom or email.



Activity

PSHCE

PSHCE

LI: I can design my own healthy eating plate

Key questions

What is healthy eating?

Which food should you eat regularly? Why?

Which food should you eat less, or as a treat? Why?

What may happen if you eat unhealthy food all the time?

What are the benefits of eating healthy?

Input

See powerpoint presentation on Google classroom.

See 'Healthy Eating & Living Powerpoint'



Activity

Design your own healthy eating food plate.

Remember to send a picture to your class teacher!



Wellbeing/Creative and Fun

Art

You could design your own characters using toilet roll. Here are some examples



Active

Family Fun Cardio Workout (15min fun cardio workout for the whole family!)

<https://www.youtube.com/watch?v=5if4cjO5nxo>

