

Weekly Year 2 Overview for Online learning

W/C 11th January 2021










Google Classroom

WEEK 2

Work is being allocated for you daily on Google classroom.



Wellington Primary

<p>Ongoing Practice</p>	 <p><u>DoodleEnglish</u> - Can you ensure that your Doodle English stars meet your Doodle maths stars? <i>You should be on your Doodle for at least 15 minutes a day.</i></p> <p><u>DoodleMaths</u> <u>DoodleSpell</u></p>  <p><u>Time tables rock stars</u> - Can you improve your rock star level?</p>  <p><u>MyMaths</u> - tasks have been allocated for you.</p>  <p><u>Bug Club</u> - What has been your favourite text you have read this week? Please complete your Reading task set for you by your teacher.</p>  <p><u>Reading eggs</u></p>  <p><u>OxfordOwl</u> - Free online library https://www.oxfordowl.co.uk/for-home/find-a-book/library-page</p>	
<p>Maths</p> 	<p><u>Learning intention</u> <u>Monday</u></p> <p><u>Task 1 - I can create equal groups and use repeated addition to find answers to sums.</u></p>	<p><u>Input</u> <i>Watch the video 'Multiplication Monday' on Google Classrooms to help with Task 1 learning.</i></p> <p><u>Task 1:</u></p>



There are groups with stickers in each group.

There are fives.

$$\square + \square + \square + \square = \square$$



Tuesday

Learning intention:

I can create equal groups and use repeated addition to find answers to sums.

Key Vocabulary:

Equal groups
Unequal groups
Multiply
Lots of
Times
Multiplied by
Repeated addition
Groups of

1. Can you find some objects around the house (fruits, toys, sweets, pencils, pens) or draw circles on a piece of paper and practise making equal groups.
2. Can you show this as a repeated addition number sentence?
3. Can you try and show this as a multiplication number sentence?
4. For an extra challenge please see the questions on the input video titled challenge slides.

Practise counting in 2s, 5s and 10s
Log onto TTRockstars and Doodle Tables to help with your learning this week in Maths.

Input


Watch the video 'Multiplication Monday' on Google Classrooms again to help with Task 2 learning.



Task 2:

You will be drawing your own equal groups and repeated addition sums to represent your drawings.

For example:

Two lots of five



	<p><u>Wednesday</u> <u>Learning intention:</u></p> <p><u>Thursday</u> <u>Learning intention:</u></p> <p><u>Friday</u> <u>LI - I can recall my times tables</u></p> 	<p>5+5=10 - Repeated addition</p> <p>2x5=10 - Multiplication number sentence</p> <p>Please complete the worksheet <i>'Maths Task 2</i> on Google Classroom.</p> <p><u>Task 3:</u> Can you make your own times table posters? This is a creative task. You can be as creative as you like. Please see your google classroom task 5.</p> <p>Extension task Can you complete the multiplication wheels for the 2's, 5's and 10's times tables? Send a picture of your time table posters to your teacher by uploading them on google classroom or emailing them to your class teacher (Maths task 5).</p> <p><u>Task 4:</u></p> <p>Task 5: QUIZ TIME! Please see your google classroom for your quiz (MATHS WEEK 2 - TASK 5).</p> 
English	<p><u>Learning intention</u> <u>Task 1 -</u> <u>I can create a story map</u></p>	<p><u>Input</u> Watch our story 'The Pirate Tree': https://www.youtube.com/watch?v=1gOl</p>



Key Vocabulary:
Gnarled, pirate, fearless, sailor, island captain, ocean, breeze, newcomer

Task 2:
I can write in role

Key Vocabulary:
we, were, I, felt, diary, pirate, next, saw, went, then

Task 3: I can collect adjectives.



Task 4: I can use adjectives to describe.

Key Vocabulary:
fierce, evil, unkind, fearless, wild, cruel, greedy, selfish, appearance, personality, hobbies, captain

Task 5 - I can create a wanted poster.

Key Vocabulary:
wanted, reward, last seen,

aKJLFCs

Watch the video:

The Pirate Tree read aloud in your google classroom.

Task 1

Can you recall what the main parts of the story are?

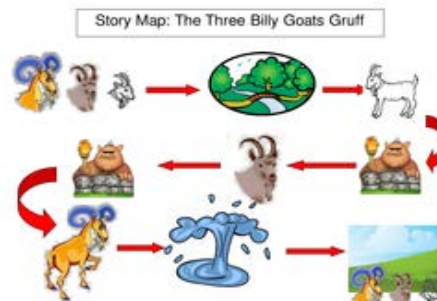
What are some of the key vocabulary from the text?

On a different piece of paper draw the sequence of the story in simple pictures.

Your story map must include:

- Time connectives
- Key words from the text
- Arrows to sequence the events

Please submit a picture of your story map through your google classroom.




Task 2

Watch the video 'English task 2 - writing in role' on your google classroom.

You will be writing a diary as Agu, recalling all the events he experienced during the day when he first met Sam. -Writing in a role is when you pretend to be someone else.

Please see your google classroom for your English task 2.



Task 3

dangerous

Please watch the video 'English task 3 (week 2) - collecting adjectives'.

Look carefully at different images of pirates.

What do you notice about them?

What is their personality like?

What could their hobbies be?

This task will require you to collect lots of different adjectives to describe a pirate.

Please see your google classroom for your English task 3. Please also see your supplementary materials for task 3.



Task 4

Please watch the video 'English task 4 (week 2) - writing a description'.

Using our adjectives from yesterday we are going to write a detailed description of a pirate.

What is a pirate's personality like?

What do they look like?

How might a pirate behave?

Please see your google classroom for your English task 4.

Task 5

Please watch the video 'English task 5 (week 2) - wanted poster'.

Using your excellent descriptions from task 4, can you now create a wanted poster for your pirate or a new pirate?

What is your pirate wanted for?

Where were they last seen?



Top tip - you can use a wet tea bag to stain the paper before writing it on!

Send a picture of your wanted posters to your teacher by uploading them on google classroom (English task 5).

Phonics

**Task 1-
Doodle Spell - Suffixes**



**Task 2 -
Recap Phase 5 sounds**

**Task 3 -
Phase 5 tricky Words**

**Task 4 -
Fill in the Split Vowel
Digraph word**

**Task 5 -
BBC Bitesize - Phonics
with the Small Town
Superheroes**



**Task 1-
Doodle Spell - Suffixes**



Please log in to your DoodleSpell and complete your Extras that have been assigned to you

**Task 2-
Phonics Frog
- Phase 5**



<https://www.phonicsbloom.com/uk/game/phonics-frog?phase=5>

**Task 3-
Phase 5 Tricky Words**

Pick any 8 sounds from the following and write down as many sentences as you can

Mr	Mrs	called	could
looked	don't	old	about
made	asked	I'm	house
your	very	by	time
came	make	their	day
saw	put	oh	people
			here

Task 4 -

Fill in the Split Vowel Digraph word

Using the words below, fill in the gaps to complete the sentences below with split vowel digraph words

throne	theme	rude	plane
even	slide	June	spade
	kite	rope	

Tom dug a hole in the garden with a

After the match, the score was

Lucy went to the park to go on the

The Queen sat on her

My birthday is in

Anna went on holiday in a

The party had a fancy dress

It is too windy to fly a

There is a bag on the end of the

The angry man was very

Task 5 -




BBC Bitesize - Phonics with the Small Town Superheroes

<https://www.bbc.co.uk/bitesize/articles/zgnrf82>



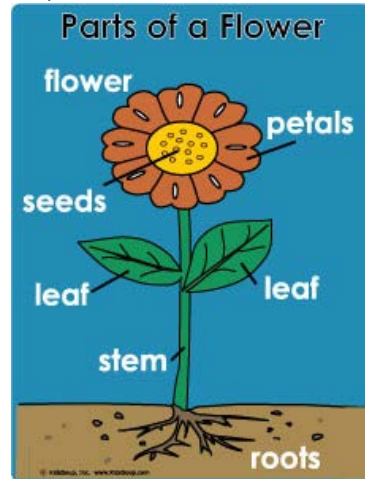
Instructions for this Phonics lesson are on the above link.

**We would love to see your superheros!
Please send a picture to your class**

		teacher!
<p>Reading - Questions for the books can be found on Google classrooms.</p>	<p><u>Task 1:</u> <u>LI: To read and respond to comprehension questions</u></p> <p>This week you have been allocated a book to read and answer questions on a book in Bug Club.</p> <p>Once you have read the book answer the questions on Google Classroom</p> <p><u>Task 2 -</u> Reading Eggs Reading Lessons</p> 	<p><u>Task 1:</u> Log in to Bug Club and find the books below (they should already be allocated)</p> <ol style="list-style-type: none"> 1. Read the book on Bug Club 2. On google docs answer the questions 3. Return the completed task. <p><u>Task 2:</u> Please log in to your Reading eggs and complete the Reading Lessons that have been assigned to you. This can be accessed through Wonde.</p>  <p>If you need your login details please email your Class Teacher</p>
<p><u>Science:</u></p>	<p><u>LI - I can name parts of a plant and explain what their functions are</u></p> <p><u>Key vocabulary</u> Roots Stem Petals Leaf Seeds Flower</p> <p><u>Key questions</u> What are the parts of a plant? What is the job of each</p>	<p><u>Input</u></p>  <p>Watch the videos linked below: https://www.bbc.co.uk/programmes/articles/Mf5rhbTkHLZ3fbJzScyDvC/primary-science-plants</p> <p><u>Task 1</u> On a piece of paper draw a diagram of a plant and label the parts? Explain what each part of the plant does?</p>

part of the plant?
What do plants need to grow?

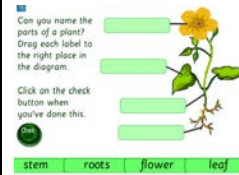
Key Visuals



Please submit a picture of your labelled diagram through your google classroom.

Task 2

Practise labelling the parts online here:
<http://www.crickweb.co.uk/ks1science.html>



PSHCE: Dreams and Goals



LI: I can explain what it means to be successful and celebrate my successes.

Key vocabulary

achieved
achievement
goal
successful
working hard

Key questions

How do you feel when you are successful?
What have you been successful at today?
Are we always successful straight away?

Task:

Please see your PSHCE WEEK 2 task on google classroom for your tasks.

Part 1: Can you spot how the children in the pictures are successful?

Part 2: Can you design a medal for a success you have had?

For example, riding a bike, being kind, learning your times tables.



Part 3:

You also have some exciting challenges set for you by Jo the Jigsaw! Please see 'Jo's challenges PSHCE WEEK 2' on your google classroom.

We would love to see your medals and what challenge you try - please share your successes to your class

teacher through uploads on google classrooms.

Wellbeing/Creativity and Fun

Task 1 -

Can you create your own pirate character using your hand print or outline of your hand?



We would love to see your pirate hands! Please send a picture to your class teacher!

Task 2

Can you create your very own pirate hat?

https://www.youtube.com/watch?v=oH_Jyyy9wSw



We would love to see your pirate hats! Please send a picture to your class teacher!

Active

Get into a safe space and watch the video below following along to keep active at home.

https://www.youtube.com/watch?v=oe_HDfdmnaM



P.E with Joe Wicks is back!

The sessions will be live Mondays, Wednesdays & Fridays at 9AM on YouTube.



<https://www.youtube.com/user/thebodycoach1>