













**Week 2 - 11.1.21**  
**Year 4 Weekly Home Tasks**



<p><b>Ongoing Practice -</b></p>     	<p><b>Reading Eggs - <a href="https://readingeggs.co.uk/">https://readingeggs.co.uk/</a></b></p> <p>Input - read the book Tiddalick the Frog on Reading Eggs</p> <p>Task - then complete the questions. Turn in your work once it has been completed.</p> <p><b>Doodle English - <a href="https://students.doodleenglish.com/">https://students.doodleenglish.com/</a></b>          Task - Login and then complete the work in Extras. Remember to try and stay in the Green Zone.</p> <p><b>Doodle Spell - <a href="https://students.doodleenglish.com/spell">https://students.doodleenglish.com/spell</a></b>          Task - learn your spellings and complete the set Extras. Remember to stay in the Green Zone.</p> <p><b>Doodle Math - <a href="https://students.doodlemaths.com/">https://students.doodlemaths.com/</a></b>          Task - learn your spellings and complete the set Extras. Remember to stay in the Green Zone.</p>	
<p><b>Times Tables Rockstars - <a href="https://play.ttrockstars.com/">https://play.ttrockstars.com/</a></b></p> 	<p><b>Monday</b></p> <p><b>LI: We are learning to recall and apply our knowledge of the 7 and 8 times tables to solve questions</b></p>	<p><b>Input - log into TTRS</b></p> <p><b>Task:</b> Complete games in TTRS garage. Complete questions in google forms.</p>
<p><b>Maths- Daily lessons will be uploaded to Google Classroom at 9 am. These will have full instructions and resources provided. Children will need to complete the work assigned and turn it in when it has been completed.</b></p>	<p><b>Tuesday:</b></p> <p><b>LI: We are learning to understand how to multiply by 1 and 0 to solve questions</b></p>	<p><b>Input:</b> Watch Explain Everything video.          Work through the questions on Deepening Understanding powerpoint.</p> <p><b>Task:</b> Complete questions on Google forms. Hand in once you have completed.</p> <p><b>Key questions</b>          What does multiplying by 1 mean?          What do you notice when we multiply by 0?          What's similar and different when multiplying by 1 and 0</p> <p><b>Vocabulary</b>          Multiply          Altogether</p>

		Sum Larger
	<p><b><u>Wednesday</u></b></p> <p><b>LI: We are learning to understand how to divide by 1 and itself to solve questions</b></p>	<p><b>Input:</b> Watch Explain Everything video. Work through the questions on powerpoint. Deepening Understanding</p> <p><b>Task:</b> Complete questions on Google forms. Hand in once you have completed.</p> <p><b>Key questions</b> What does sharing mean? What does grouping mean?</p> <p><b>Vocabulary</b> Sharing Altogether Sum Grouped Equal More than Less than</p>
	<p><b><u>Thursday</u></b></p> <p><b>LI: We are learning to use our knowledge of the 3 times tables to multiply and divide by 3</b></p>	<p><b>Input:</b> Watch Explain Everything video. Work through the questions on Deepening Understanding powerpoint.</p> <p><b>Task:</b> Complete questions on Google forms. Hand in once you have completed.</p> <p><b>Key questions</b> How many equal groups do we have? How many groups of 3 do we have?</p> <p><b>Vocabulary</b> Multiply Altogether Sum Group Sharing Equal</p>
	<p><b><u>Friday</u></b></p>	<p><b>Input:</b> Watch Explain Everything video.</p>

	<p><b>LI: We are learning to use our knowledge of the 3 times tables to solve questions</b></p>	<p>Work through the questions on Deepening Understanding powerpoint.</p> <p><b>Task:</b> Complete questions on Google forms. Hand in once you have completed.</p> <p><b>Key questions</b>  Can you out the counters in groups of 3s?  Can you share them into three groups? Will these groups be equal?  What is the difference between sharing and grouping?</p> <p><b>Vocabulary</b>  Divide  Altogether  Sum  Share  Difference</p>
<p><i>English - Daily lessons will be uploaded to Google Classroom at 9 am. These will have full instructions and resources will be provided. Children will need to complete the work assigned and turn it in when it has been completed.</i></p> 	<p><b>Monday</b>  <u>LI: we are learning to identify language to describe.</u></p>	<p>Input - watch the Explain Everything video.  Watch the video link <a href="#">Chocolate Cake</a> by Micheal Rosen</p> <p>Task - locate and identify words to describe in a text.</p>
	<p><b>Tuesday</b>  <u>LI: we are learning to identify and apply similes and metaphors in my writing using my 5 senses</u></p>	<p>Input - watch the Explain Everything video and use the attached PPT</p> <p>Task - write simile, metaphors and descriptive sentences to show personification.</p>
	<p><b>Wednesday</b>  <u>LI: we are learning to spell words that end with the 'shun' sound spelt as -cian</u></p>	<p>Input - watch the Explain Everything video and use the attached PPT</p> <p>Task - Complete the activities set, to show your understanding of how to spell words with the -cian sound at the end.</p>
	<p><b>Thursday</b>  <u>LI: we are learning to explore ways in which we can use our voices, facial expressions and</u></p>	<p>Input - watch the Explain Everything video and use the attached PPT for support.</p>

	<p><u>body language to perform poetry</u></p>	<p>Task - Choose a poem to perform at home, take a picture and upload it. Then complete the reflections sheet.</p>
	<p><b>Friday</b>  <u>LI: we are learning to draw inferences of a character's thoughts, feelings and emotions.</u></p>	<p>Input - watch the Explain Everything video and use the attached PPT for support.</p> <p>Task - read the poem and then answer the questions after it role of a character.</p>
<p><b>Reading</b> - continued from last week. This week, you will need to submit your work.</p>	<p><b><u>LI: To read and respond to comprehension questions</u></b></p> <p>This week you will be allocated a book to read and answer questions on a book in Bug Club.</p> <p>You will need to log in and read the book as usual, answering the bug questions and then answer the questions given on Google Docs. Once you have completed this, you will need to work on the longer writing task.</p> <p><b>The standard of this work will need to be the same as what you produce in school in your purple task books.</b></p>	<p>Log in to book club and find the books below (they should already be allocated)</p> <ol style="list-style-type: none"> <li>1. Read the book</li> <li>2. On google docs answer the questions - giving evidence <b>from the book</b> to support your answer.</li> <li>3. Complete the written task underneath your questions.</li> <li>4. Return the completed task.</li> </ol> <p>Add the book covers for the different groups eg</p> <p>White level - All at Sea</p>  <p>Brown level - Flash the Dog</p>  <p>Grey level - Amazing Adventures of Erik</p>

		 <p>The Amazing Adventures of Erik A new installment of the Dimension Kidzade</p> <p>Blue level - Ampata and the Scarlet Macaws</p>  <p>AMPATA and the SCARLET MACAWS Written by Benjamin Baker-Cross Illustrated by Laura Ellen Anderson</p>
<p><b>Topic</b></p>	<p><u>LI: we are learning to reflect upon our completed projects.</u></p> <p><u>LI: We are learning to identify what we already know and what we would like to find out about the rainforest.</u></p>	<p>Input - Go through the PPT.</p> <p>Task 1: This week, you will need to complete your Rainforest project. Once you have completed it, take a picture and then upload it to your reflections sheet.</p> <p>Task 2 - complete the defining frame to show what you already know about rainforests and what you would like to find out next as we learn more.</p>
<p><b>PSHCE</b></p> 	<p><u><b>LI: we are learning to identify and communicate our dreams and goals</b></u></p> <p><u><b>Article of the week</b></u></p> <p>Article 16 – The right to privacy</p> <p><u><b>Assembly</b></u></p>	<p>Input - Read through both PowerPoints and discuss the questions on the slides. Watch the story - Salt in his Shoes about Michael Jordan - <a href="https://www.youtube.com/watch?v=1BFa2ELyMfo">https://www.youtube.com/watch?v=1BFa2ELyMfo</a></p> <p>Task - complete the activity set using the given vocabulary.</p>

	World Religion Day Assembly	
RE	<u>LI: we are learning to learn about the teachings of Buddha and explore what he taught about change</u>	Input - Read through the powerpoint  Task - Complete worksheet on the teachings of Buddha
Spanish - Mi Casa	<u>LI: we are learning to say whether we live in a house or an apartment and describe where it is</u>	<b>Input</b> - login to <a href="https://www.languageangels.com/homeschool/">https://www.languageangels.com/homeschool/</a>  Login - Wellin2007 Password - password  Go to Unit 5: Mi Casa (My Home)   Watch the video for Lesson 2.  <b>Task</b> - complete the activities set for you and then hand in your assignment.
<b>Fun activities / wellbeing</b>    	<b>Baking</b>  Joe wicks has created a healthy recipe for blueberry and banana muffins. Can you bake a snack which you think would be healthy for other children?  Input - read through the recipe and ask an adult to help you.  Task - follow the recipe or make your own one up, as long as it is healthy and TASTY!    <b>MOVE IT</b> - Joe Wicks is going to start his PE sessions from Monday. Make sure you log in every Monday, Wednesday and Friday.  Do your daily work out with Joe Wicks - <a href="https://www.youtube.com/c/TheBodyCoachTV/featured">https://www.youtube.com/c/TheBodyCoachTV/featured</a>	

**GONOODLE** - Keep moving to one of these great videos -  
<https://family.gonoodle.com/>

**YOGA** - Take part in cosmic kids yoga on  
youtube <https://www.cosmickids.com/>