







4.1.21 - Week 1  
Year 4 Weekly Home Tasks

|   |  |   |
|---|--|---|
| <p>Ongoing Practice -</p>       | <p><b>Reading Eggs</b> - <a href="https://readingeggs.co.uk/">https://readingeggs.co.uk/</a><br/>Task - complete the comprehension on Tiddalick the Frog.</p> <p><b>Doodle English</b> - <a href="https://students.doodleenglish.com/">https://students.doodleenglish.com/</a><br/>Task - Login and then complete the work in Extras. Remember to try and stay in the Green Zone.</p> <p><b>Doodle Spell</b> - <a href="https://students.doodleenglish.com/spell">https://students.doodleenglish.com/spell</a><br/>Task - learn your spellings and complete the set Extras. Remember to stay in the Green Zone.</p> <p><b>Doodle Math</b> - <a href="https://students.doodlemaths.com/">https://students.doodlemaths.com/</a><br/>Task - learn your spellings and complete the set Extras. Remember to stay in the Green Zone.</p> <p><b>Times Tables Rockstars</b> - <a href="https://play.ttrockstars.com/">https://play.ttrockstars.com/</a><br/>Task - complete the activities set in Garage, then</p> |   |
| <p><i>Maths- Daily lessons will be uploaded to Google Classroom at 9 am. These will have full instructions and resources provided. Children will need to complete the work assigned and turn it in when it has been completed.</i></p>  | <p><b>Monday</b><br/><u>LI: we are learning to recall and apply our knowledge of our times tables</u></p> <p><b>Tuesday</b><br/><u>LI: We are learning to solve questions by applying our knowledge of multiplying by 10</u></p> <p><b>Wednesday</b><br/><u>LI: We are learning to solve questions by applying our knowledge of multiplying by 100</u></p>   | <p><b>Input - log into TTRS</b></p> <p><b>Task:</b> Complete games in TTRS garage. Complete Baseline grid and then hand in once completed</p> <p><b>Input:</b> Work through the questions on Deepening Understanding powerpoint.</p> <p><b>Task:</b> Complete questions on Google Forms. Hand in once you have completed.</p> <p><b>Input:</b> Work through the questions on Deepening Understanding powerpoint.</p> <p><b>Task:</b> Complete questions on Google docs. Hand in once you have completed.</p> <p><b>Input:</b> Work through the questions on Deepening</p> |

|  |  |   |
|--|--|---|
|  | <p><b>Thursday</b><br/><b><u>LI: We are learning to understand how to divide by 10</u></b></p> <p><b>Friday</b><br/><b><u>LI: We are learning to understand how to divide by 100</u></b></p> | <p>Understanding powerpoint.</p> <p><b>Task:</b> Complete questions on Google docs. Hand in once you have completed.</p> <p><b>Input:</b> Work through the questions on Deepening Understanding powerpoint.</p> <p><b>Task:</b> Complete questions on Google docs. Hand in once you have completed.</p> |
|--|--|---|

*English - Daily lessons will be uploaded to Google Classroom at 9 am. These will have full instructions and resources will be provided. Children will need to complete the work assigned and turn it in when it has been completed.*

This term we are going to study poetry written by Valerie Bloom in detail.



**Writing - Monday**  
**LI: we are learning to identify what we already know and want to find out about writing poems**

**LI: we are learning to write a poem - COLD TASK**

**Tuesday - Reading**  
**LI: to make and explain inferences from the text and give evidence (2d)**

**Wednesday -**  
**LI: we are learning to investigate and write about how a poet's life and experiences influences their work**

Input - Watch the Explain Everything video - <https://expl.ai/EULLAWT>

Task : complete the table with what you already know, think you know and would like to know about writing poems.

**Input** - Using the picture, write a poem, it can be in any style you like and **MUST** be written by you.


**Task 1** - complete your cold task on google docs and then hand in when you have completed it.

**Input** - Read and listen to the poem. De Familiar Tings - <https://vimeo.com/220251002>

**Task** - answer the questions in Google docs.


**Input** - have a look at the slides and watch the short video about the lesson.

Task - using google slides, complete the defining frame/write a fact file about Valeria Bloom. Use some of the question points to help you with your research. All work **MUST** be your own and not copied from the internet.


|                         |  |  |
|-------------------------|--|--|
|                         | <p><b><u>Thursday -</u></b><br/> <b><u>LI: we are learning to select appropriate vocabulary to describe an image through the genre of poetry</u></b></p> <p><b><u>Friday -</u></b><br/> <b><u>LI: we are learning LI: we are learning to select appropriate vocabulary to describe an image through the genre of poetry</u></b></p>  | <p>Input - read through the different poems on Google Slides, read these out aloud.</p> <p>Task: Choose one poem you like and perform it at home. Record yourself and upload it so we can hear you. Or take a picture and share it. Lastly, answer the questions about your performance.</p> <p>Input - Watch the lesson video and read through the PowerPoint.</p> <p>Task - complete the activities set for your class group.</p>  |
| <p><b>Reading -</b></p> | <p><b><u>LI: To read and respond to comprehension questions</u></b></p> <p>This week you will be allocated a book to read and answer questions on a book in Bug Club.</p> <p>You will need to log in and read the book as usual, answering the bug questions and then answer the questions given on Google Docs. Once you have completed this, you will need to work on the longer writing task.</p> <p><b>The standard of this work will need to be the same as what you produce in school in your purple task books.</b></p> | <p>Log in to book club and find the books below (they should already be allocated)</p> <ol style="list-style-type: none"> <li>1. Read the book</li> <li>2. On google docs answer the questions - giving evidence <b>from the book</b> to support your answer.</li> <li>3. Complete the written task underneath your questions.</li> <li>4. Return the completed task.</li> </ol> <p>Add the book covers for the different groups eg</p> <p>White level - All at Sea</p>  <p>Brown level - Flash the Dog</p> |



Grey level - Amazing Adventures of Erik



Blue level - Ampata and the Scarlet Macaws



Science

**LI: We are learning to investigate and recognise positive and negative changes to the local environment**

**LI: We are learning to record my observations in different ways**

**Input** - Go through the powerpoint on living things and their habitats.

**Task 1:**  
Orange and purple Group  
 look at the picture, draw and label any environmental dangers that you can see. Explain why it is a danger

Green Group  
 Look at the pictures below, label any positive and negative environmental dangers that you can see. Explain why it is a danger and why it is positive using causal conjunctions - because, for example, as a

|                          |   |   |
|--------------------------|---|---|
|                          |   | <p>result, consequently, in addition, additionally</p> <p><u>Blue Group</u><br/>look at the pictures below, identify and discuss any positive and negative environmental dangers that you can see. Explain why it is a danger and why it is positive using causal conjunctions - because, for example, as a result, consequently, in addition, additionally, even though, since, if</p> <p><b>Task 2:</b><br/><u>Orange and purple Group</u><br/>Look at the picture, draw and then explain how this habitat could be improved. What would it look like if all the rubbish was gone?</p> <p><u>Green Group</u><br/>identify two habitats you would like to investigate. Identify and explain how the environments have changed, what dangers are there to living things and what can be done to help.</p> <p><u>Blue Group</u><br/>identify three different habitats you would like to investigate. Identify and explain how the environments have changed, what dangers are there to living things and what can be done to help.</p> |
| <b>PSHCE/RE</b>          | Article of the week and materials                                   | <p>Input - Read through both PowerPoints and discuss the questions on the slides.</p> <p>Task - share your thoughts in comments in comments</p>   |
| <b>Spanish - Mi Casa</b> | <u><b>LI: we are learning to say and describe where we live</b></u> | <b>Input</b> - login to <a href="https://www.languageangels.com/homeschool/">https://www.languageangels.com/homeschool/</a>   |

Follow the instructions in Google Classroom and go through the PPT.

**Task** - complete the activities set for you and then hand in your assignment.

**Fun activities / wellbeing**



**Art**

Look out of the window, what do you see?

Your task is to sketch your view from your window. Remember to concentrate on line and tone. You are not allowed to use colour in this activity!

Take a photo, paste it into a Google Doc and send it to your class teacher..

Have a look at <https://theartyteacher.com/drawing-a-view-through-a-window/> for ideas.



**Music & Singing -**

This week we want you to learn a new song and sing it at home - hopefully with your family. The whole school is going to learn the same song each week.

How to do it?

Go onto the website called, 'Out of the Ark' by copying the link below.

On 'Out of the Ark', there is an @home free resources section. This song can be found in the In It Together section as you scroll down their homepage. It's called, 'TOGETHER'.



<https://www.outoftheark.co.uk/sing-together.html>

**MOVE IT** - Do your daily work out with Joe Wicks -  
<https://www.youtube.com/watch?v=Rz0go1pTda8>

**GONOODLE** - Keep moving to one of these great videos -  
<https://family.gonoodle.com/>

**YOGA** - Take part in cosmic kids yoga on  
youtube <https://www.cosmickids.com/>